



## **NOTICE**

# **SPECIAL BOARD MEETING**

**SOUTH METRO FIRE RESCUE FIRE PROTECTION DISTRICT**

**Special Board of Directors' Meeting**

**scheduled for**

**March 20, 2023 at 6:00 p.m.**

**9195 East Mineral Avenue, Centennial, CO**

**Has been moved to**

**Overlook Clubhouse, 7853 Piney River Avenue, Littleton, CO**



**SOUTH METRO FIRE RESCUE**  
**Special Board of Directors' Meeting**  
**March 20, 2023**  
**Overlook Clubhouse, 7853 Piney River Avenue, Littleton, CO**

**I. REGULAR BOARD MEETING – 6:00 P.M. – Board Room**

**A. MEETING CALL TO ORDER**

**B. PLEDGE OF ALLEGIANCE**

**C. ROLL CALL**

**D. PUBLIC COMMENT**

*Public Conduct at Meetings. Comments by members of the public shall be made only during the “Public Comment” portion of the meeting or a specified “Public Hearing,” and shall be limited to three minutes per individual and five minutes per group spokesperson unless additional opportunity is given at the Board’s discretion. Each member of the public wishing to speak shall identify themselves by name, address, and agenda item, if any, to be addressed. Disorderly conduct, harassment, or obstruction of or interference with meetings by physical action, verbal utterance, nuisance or any other means are prohibited. Such conduct may result in removal of person(s) responsible for such behavior from the meeting, a request for assistance from law enforcement, and criminal charges filed against such person(s).*

**E. DISCUSSION ITEMS**

1. 2022 Budget Amendment Resolution - Miskimins
2. Pension Board Scope of Work – Miskimins
3. 2022 Response Review, Future Response Model Initiative – McAndrews/Dell’Orfano

**F. INFORMATION ITEMS**

**G. EXECUTIVE SESSION (upon motion)**

**H. NEXT MEETING(S)**

Regular Board of Directors’ Meeting to be held on April 3, 2023, 6:00 p.m. at 9195 East Mineral Avenue, Centennial, CO.

**I. ADJOURNMENT**

# **SOUTH METRO FIRE RESCUE FIRE PROTECTION DISTRICT**

## **BOARD AGENDA**

**MEETING DATE:** 3/20/2023

**AGENDA ITEM TYPE:** DISCUSSION ITEM

**SUBJECT:** 2022 Budget Amendment Resolution

**BACKGROUND:** Higher than anticipated medical claim activity caused the Self-Insured Medical Fund to exceed the original 2022 budget by \$2.4 million resulting in the need to amend the original 2022 budget for this fund. Attached is a resolution for the Board to consider for adoption at its April 3 meeting. A public hearing will also be required.

**RECOMMENDATION:** Staff will ultimately recommend the Board approve the 2022 Budget Amendment Resolution.

**SUBMITTED BY:** Dillon Miskimins

**APPROVED BY:** Bob Baker

**SOUTH METRO FIRE RESCUE FIRE PROTECTION DISTRICT**

**RESOLUTION NO. 2023-04**

**RESOLUTION TO AMEND 2022 BUDGET AND APPROPRIATE SUMS**

WHEREAS, the Board of Directors of South Metro Fire Rescue Fire Protection District adopted the budget and appropriated funds for the 2022 fiscal year as follows:

Self-Insured Medical Fund	\$ 13,680,000
---------------------------	---------------

WHEREAS, additional transfers totaling \$2,382,887 are necessary resulting in expenditures in excess of appropriations for the 2022 fiscal year; and

WHEREAS, such additional expenditures are contingencies which could not have been reasonably foreseen at the time of adoption of the budget. Details are as follows:

- Medical claim payments and resulting administration fees exceeded the budget due to higher claim activity than originally anticipated.

WHEREAS, funds are available for such expenditures from funds of the South Metro Fire Rescue Fire Protection District.

NOW, THEREFORE, BE IT RESOLVED that the Board of Directors of South Metro Fire Rescue Fire Protection District hereby adopts a supplemental budget and appropriation for the 2022 fiscal year as follows:

Self-Insured Medical Fund	\$ 16,062,887
---------------------------	---------------

BE IT FURTHER RESOLVED, that such sums are hereby appropriated for expenditure from any available funds in accordance with the provisions of §29-1-109, C.R.S.

Dated this 3<sup>rd</sup> day of April, 2023.

**SOUTH METRO FIRE RESCUE FIRE  
PROTECTION DISTRICT**

By: \_\_\_\_\_  
Jim Albee, President  
Board of Directors

ATTEST:

---

William Shriver, Treasurer  
Board of Directors

# **SOUTH METRO FIRE RESCUE FIRE PROTECTION DISTRICT**

## **BOARD AGENDA**

**MEETING DATE:** 3/20/2023

**AGENDA ITEM TYPE:** DISCUSSION ITEM

**SUBJECT:** Amended Retirement Plan Board of Trustee Charter

**BACKGROUND:** The Board delegates certain administrative authority to the Retirement Board of Trustees in order to administer the District's money purchase pension plan (401(a)) and its 457(b) Deferred Compensation Plan. The District also administers a Funded HRA plan (Retiree Health Savings Plan) with similar investment options as the other retirement plans. Oversight and administrative responsibilities of the Funded HRA plan does not fall within the delegated responsibilities of the Retirement Board of Trustees, however. By way of resolution, the Retirement Board Charter, would be amended to delegate the same "powers and duties" as defined in the Charter for the Funded HRA plan.

**RECOMMENDATION:** Staff will ultimately recommend the Board approve the resolution to amend the Trustee's Charter.

**SUBMITTED BY:** Dillon Miskimins

**APPROVED BY:** Bob Baker

**RESOLUTION 2023-05  
SOUTH METRO FIRE RESCUE FIRE PROTECTION DISTRICT  
BOARD OF DIRECTORS**

**Revised Charter for the Board of Trustees of the 401(a), 457(b), and Retiree HRA Plans**

The South Metro Fire Rescue Fire Protection District Board of Directors (the “Board”) duly adopted the following resolution at a meeting of the Board, duly convened and held on April 3, 2023:

**WHEREAS**, South Metro Fire Rescue Fire Protection District (the “Employer”) sponsors the South Metro Fire Rescue Money Purchase Pension Plan (the “401(a) Plan”) and the South Metro Fire Rescue Section 457(b) Deferred Compensation Plan (the “457(b) Plan”) (collectively, the “Retirement Plans”) and the South Metro Fire Rescue Retiree Funded HRA Plan (the “Retiree HRA Plan”) (collectively, the “Plans”) for the benefit of certain eligible employees;

**WHEREAS**, the Board previously delegated all plan administration responsibility and authority for the Retirement Plans to the Employer’s Retirement Plan Board of Trustees (the “Trustees”);

**WHEREAS**, the Board previously adopted a charter for the Trustees originally effective August 5, 2019 that was most recently revised effective May 22, 2022;

**WHEREAS**, the Board desires to revise the Trustees’ charter to also delegate all plan administration and investment responsibility (if applicable) and authority for the Retiree HRA Plan to the Trustees; and

**WHEREAS**, the Board desires to formally approve and ratify a revised charter for the Trustees in the form attached hereto as Exhibit A (the “Revised Charter”).

**NOW THEREFORE, BE IT RESOLVED**, that the Board hereby approves and ratifies the Revised Charter, and ratifies any past actions taken by the Trustees within this authority with respect to the Retiree HRA Plan.

**FURTHER RESOLVED**, that one or more officers of the Employer (or its successor) and, where appropriate, other employees of the Employer (or its successor), are further authorized to execute such documents and instruments, and to take such other actions as are necessary or advisable to: (1) effectuate the adoption of this resolution; (2) implement the provisions of this resolution; and (3) maintain compliance of the Plans with all applicable laws and regulations including any filings with state or federal government agencies; and further, that such officers and, where appropriate, other employees of the Employer (or its successor) are specifically authorized to make all modifications to the Plans as they, in their sole judgment, may deem necessary or advisable to comply with this resolution and to carry out the purposes of the resolution, and the Employer hereby authorizes, approves, adopts and ratifies the acts of said officers and employees in carrying out the purposes of this resolution.

\*\*\*

**SOUTH METRO FIRE RESCUE FIRE PROTECTION  
DISTRICT BOARD OF DIRECTORS:**

By: \_\_\_\_\_  
Jim Albee, Chair

Date: \_\_\_\_\_

**ATTEST:**

By: \_\_\_\_\_  
Sue Roche, Secretary

Date: \_\_\_\_\_

**CHARTER OF THE  
SOUTH METRO FIRE RESCUE RETIREMENT PLAN  
BOARD OF TRUSTEES**

1. Establishment and Amendment. South Metro Fire Rescue Fire Protection District (the “Employer”) sponsors the South Metro Fire Rescue Money Purchase Pension Plan and the South Metro Fire Rescue Section 457(b) Deferred Compensation Plan (each a “Plan” and collectively, the “Retirement Plans”) and the South Metro Fire Rescue Retiree Funded HRA Plan (also a “Plan” and collectively, the “Plans”). The South Metro Fire Rescue Fire Protection District Board of Directors (the “Board of Directors”) previously delegated all authority to administer the Plans to the South Metro Fire Rescue Retirement Plan Board of Trustees (the “Retirement Board”). At its April 3, 2023 meeting, the Board of Directors adopted this revised Charter formally setting forth the rights and responsibilities of the Retirement Board with respect to the Plans.

The Charter may only be revised pursuant to action of the Board of Directors. Any action of the Employer or the Board of Directors with respect to this Charter is binding upon its successor, and any powers of the Employer or Board of Directors will also apply to any successor. The name of the Retirement Board may be modified to reflect future employer name changes, without amendment of this Charter.

2. Membership, Resignation, Removal, Vacancies.

- (a) **Membership.** The Retirement Board consists of two default members and seven elected members, all current employees of the Employer. One of the seven elected members must be a non-line Employee. The Chief Financial Officer and Human Resource Director of the Employer are the two default members. At any point in time, a majority of Retirement Board members must be active participants in the South Metro Fire Rescue Money Purchase Plan. Notwithstanding the foregoing, any individuals currently serving as members as of the date this Charter is adopted will continue to serve their terms.
- (b) **Election.** The elected members are elected by plurality vote of the current, active participants in the Retirement Plans voting in an election called for the purpose of electing the members. In order to satisfy the Retirement Board membership requirements outlined under section 2(a) above, if necessary an individual may be selected for membership on the Retirement Board even if such individual did not receive the highest number of votes.
- (c) **Term.** Each elected member will serve staggered two calendar year terms or until the appointment of his or her successor.
- (d) **Resignation.** Any elected member may resign by delivering his or her written resignation to the Employer and the other members. Any resignation of a member shall be effective thirty (30) days after written notice thereof has been delivered, unless otherwise agreed to by the other members.

- (e) **Removal.** Elected members may be removed, with or without cause, by plurality vote of the current, active participants in the Retirement Plans.
- (f) **Vacancies.** The Retirement Board will fill any member vacancy by appointment, and the member so appointed shall serve until a new member is elected by a plurality vote of the current, active participants in the Retirement Plans. The Retirement Board may exercise any and all of the powers, authority, duties and discretion conferred upon the Retirement Board pending the filling of the vacancy.
- (g) **Voting.** Where any vote by active participants in the Retirement Plans is permitted under this Charter, each active participant in the Retirement Plans will be permitted a single vote, regardless of whether such participant is an active participant in both Retirement Plans.

2. Powers and Duties. Except with respect to any powers and duties retained by the Employer, the Retirement Board has the following powers, rights and duties with respect to each Plan in addition to (i) the powers, rights and duties of an “administrator” or “trustee” under applicable law and those of a “plan administrator” as that term is defined in Section 414(g) of the Internal Revenue Code of 1986, as amended (the “Code”), (ii) the powers, rights and duties set forth in the instrument or document for the Plan, and (iii) the powers, rights and duties provided for elsewhere by law:

- (a) To control and manage the operation and administration of the Plan;
- (b) To select a Chair, Treasurer, Secretary and other officers. The Secretary need not be a member of the Retirement Board;
- (c) To determine the rights of eligibility of an employee to participate in a Plan and the value of a Participant’s account;
- (d) To adopt bylaws, rules of procedure and regulations necessary for the proper and efficient administration of a Plan provided the rules are not inconsistent with the terms of this Charter;
- (e) To construe and enforce the terms of a Plan and the bylaws, rules and regulations it adopts, including interpretation of Plan documents and documents related to a Plan’s operation;
- (f) To direct the crediting and distribution of a Plan’s trust;
- (g) To review and render decisions respecting a claim for (or denial of a claim for) a benefit under a Plan;
- (h) To furnish the Employer with information which the Employer may require for tax or other purposes;

- (i) To engage, modify and/or terminate the service of agents whom the Retirement Board may deem advisable to assist it with the performance of its duties;
- (j) To engage, modify and/or terminate the services of an investment manager or managers, each of whom shall have full power and authority to manage, acquire or dispose of any Plan asset under its control;
- (k) To report to the Board of Directors at least once per year on its activities, including Plan performance, design, and participation.
- (l) To modify any Plan benefit or Plan feature, including, but not limited to, any change to the employee contribution percentage or employee cost with respect to a Plan benefit or feature to the extent such modification does not have an adverse material financial impact on the Employer;
- (m) To establish investment policies, programs and procedures and to monitor and enforce such investment policies, programs and procedures;
- (n) To select, monitor, evaluate and communicate investment options available for participant selection of investments under the Plans. This includes, without limitation, the authority to introduce an investment option, discontinue an investment option, and transfer assets from any discontinued investment option to a replacement option if not otherwise directed by affected participants;
- (o) To establish policies, programs and procedures related to Plan expenses and fees, including, but not limited to, fees charged directly to participant Plan accounts, and to impose such fees;
- (p) To take all actions necessary to ensure that a Plan complies with all applicable governmental rules and regulations, including all applicable rules and regulations of the Internal Revenue Service, Department of Labor and other regulatory agencies;
- (q) Subject to any condition set forth in a Plan document or applicable law, including any participant approval requirements, to adopt amendments to such Plan to ensure the ongoing operational and internal consistency of such Plan and to adopt other amendments to such Plan, including without limitation, such amendments as are required to obtain or maintain the tax qualification of such Plan and the tax exemption of the respective trusts under Code Sections 401(a) and 501(a); provided, however, that the Board of Directors must approve any amendment that (i) has an adverse material financial impact on the Employer, (ii) increases the duties or responsibilities of the Employer or Board of Directors with respect to such Plan, or (iii) decreases the duties or responsibilities of the Retirement Board with respect to such Plan; and

- (r) To perform such other acts and make such other designations or delegations as the Retirement Board deems necessary or desirable to discharge its responsibilities under a Plan.

For purposes of clarity, it is intended that the Retirement Board hold all fiduciary responsibility with respect to the Plans to the extent permitted by law, and that fiduciary responsibility of the Employer and the Board of Directors is limited to their oversight functions.

3. Claims and Appeals. The Retirement Board (or its delegee) is designated to hear and decide participant claims for benefits and appeals of claim denials under the Plans. A claim review determination made by the Retirement Board upon appeal from a claim denial shall be binding and conclusive on all parties.

4. Retirement Board Action.

- (a) **Meetings.** The Retirement Board will, from time to time, hold meetings it deems necessary for the proper performance of its duties, but not less frequently than annually. Such meetings may be conducted in person, by telephone, by video conferencing or such similar means by which all members in attendance can communicate with each other. A member of the Retirement Board or other designated employee or service provider shall take minutes of the meeting, recording all the acts and determinations of the Retirement Board at the meetings.
- (b) **Action without a Meeting.** The Retirement Board may act without a meeting if all members of the Retirement Board consent to such action in writing and such writing is filed with the minutes of the proceedings of the Retirement Board.
- (c) **Action by Meeting; Quorum; Voting.** A majority of the members of the Retirement Board constitutes a quorum at all meetings of the Retirement Board, and any vote of a majority of the voting members present at a meeting at which a quorum is present will be the act of the Retirement Board. In the event of a tie vote (including a tie vote on a motion that would fail for lack of a majority), the Chair will have a second vote that will be controlling. An action of the Retirement Board taken at a meeting will be documented in the minutes or a document signed by a member of the Retirement Board, Chair or Secretary. No member of the Retirement Board may decide or determine any matter concerning the distribution, nature or method of settlement of his or her own benefits under a Plan, except in exercising an election available to that member in his or her capacity as a participant.

6. Non-Discretionary Administration. The appropriate employees of the Employer (e.g., members of the human resources or finance departments) will carry out the day-to-day non-discretionary administrative responsibilities of the Plans and the Retirement Board is entitled to rely upon their activities. Such employees will present to the Retirement Board, at least annually or as reasonably requested by the Retirement Board, such information or regulatory filings as may provide background information regarding Plan administration and operation in order to provide

the Retirement Board assistance as to the Retirement Board's overall understanding of the Plan and performance of the Retirement Board's responsibilities with respect thereto. Non-discretionary administrative duties are not fiduciary in nature.

7. Remuneration, Expenses and Indemnification. No separate remuneration shall be paid to a member of the Retirement Board acting solely in his or her capacity as a fiduciary of a Plan; provided that this limitation shall not preclude the Employer from compensating a member of the Retirement Board as an employee or officer of the Employer acting in such capacity. The reasonable expenses incurred by a member of the Retirement Board in carrying out the duties provided herein and properly chargeable to a Plan will be reimbursed by such Plan in accordance with the policies and procedures set forth under such Plan. Such expenses not reimbursed by a Plan will be reimbursed by the Employer in accordance with the policies and procedures prescribed by the Retirement Board, provided that such expenses are approved by the Retirement Board pursuant to Section 4 of this Charter. For example, the Employer will reimburse the reasonable expenses incurred by a member of the Retirement Board for training associated with such member's fiduciary duties under the Plans if such expenses are not properly chargeable to the Plans. The members of the Retirement Board have all of the rights of indemnification provided by law, agreement and under the Employer's governing documents and instruments. In addition, the Employer will satisfy any liability actually and reasonably incurred by a member of the Retirement Board, including attorneys' fees, judgments, fines and amounts paid in settlement in connection with any threatened, pending or completed action, suit or proceeding related to his or her exercise or failure to exercise any of the powers, authority, responsibilities or discretion provided under a Plan, or reasonably believed to be provided thereunder, and any action taken in connection with those matters in good faith and in a manner reasonably believed to be in the best interest of a Plan (with such action presumed to be reasonable), and with respect to any criminal action or proceeding, if a reasonable person had no reason to believe that such conduct was unlawful.

# South Metro Fire Rescue

## 2022 Annual Response Report



Total Responses							
	Alarms	EMS	Fire	Other	Public Assist	Special Ops	Total
<b>2018</b>	<b>2,837</b>	<b>16,375</b>	<b>587</b>	<b>2,324</b>	<b>4,274</b>	<b>170</b>	<b>26,567</b>
In District	2,732	14,802	483	1,689	4,053	161	23,920
Out of District	105	1,573	104	635	221	9	2,647
<b>2019</b>	<b>4,355</b>	<b>27,810</b>	<b>713</b>	<b>3,079</b>	<b>6,798</b>	<b>271</b>	<b>43,026</b>
In District	4,321	26,903	669	2,662	6,728	268	41,551
Out of District	34	907	44	417	70	3	1,475
<b>2020</b>	<b>4,039</b>	<b>26,620</b>	<b>1,032</b>	<b>2,915</b>	<b>6,353</b>	<b>266</b>	<b>41,225</b>
In District	4,013	25,825	967	2,519	6,283	263	39,870
Out of District	26	795	65	396	70	3	1,355
<b>2021</b>	<b>4,380</b>	<b>30,299</b>	<b>793</b>	<b>3,162</b>	<b>7,391</b>	<b>269</b>	<b>46,294</b>
In District	4,338	29,422	740	2,695	7,303	262	44,760
Out of District	42	877	53	467	88	7	1,534
<b>2022</b>	<b>4,785</b>	<b>32,658</b>	<b>846</b>	<b>3,509</b>	<b>8,430</b>	<b>320</b>	<b>50,548</b>
In District	4,738	31,919	776	3,020	8,326	316	49,095
Out of District	47	739	70	489	104	4	1,453
<b>Grand Total</b>	<b>20,396</b>	<b>133,762</b>	<b>3,971</b>	<b>14,989</b>	<b>33,246</b>	<b>1,296</b>	<b>207,660</b>

### Incident Type Examples

**Alarms:** Fire Alarm Activation (no fire)

**EMS:** Medical Problem, Injury Vehicle Crash

**Fires:** Structure, Wildfire, Vehicle

**Other:** Cancelled Enroute, Explosion, Standby

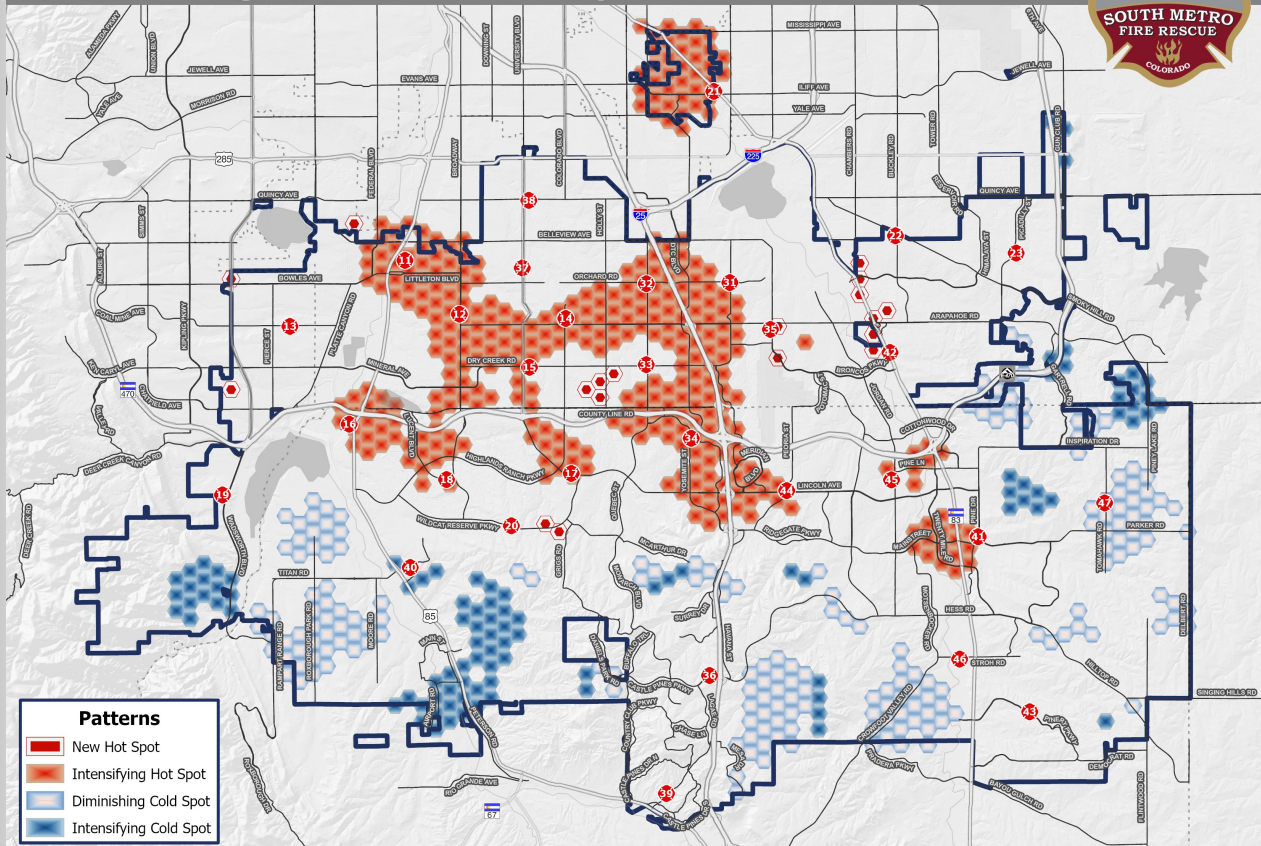
**Public Assist:** Smoke Investigation, Water Leak, Lock-Out, Police Matter

**Special Ops:** Structure Collapse, Hazmat Release, Water Rescue

*Data includes both emergent and non-emergent responses.*

2022

## Evolving Call Density



2019-2022

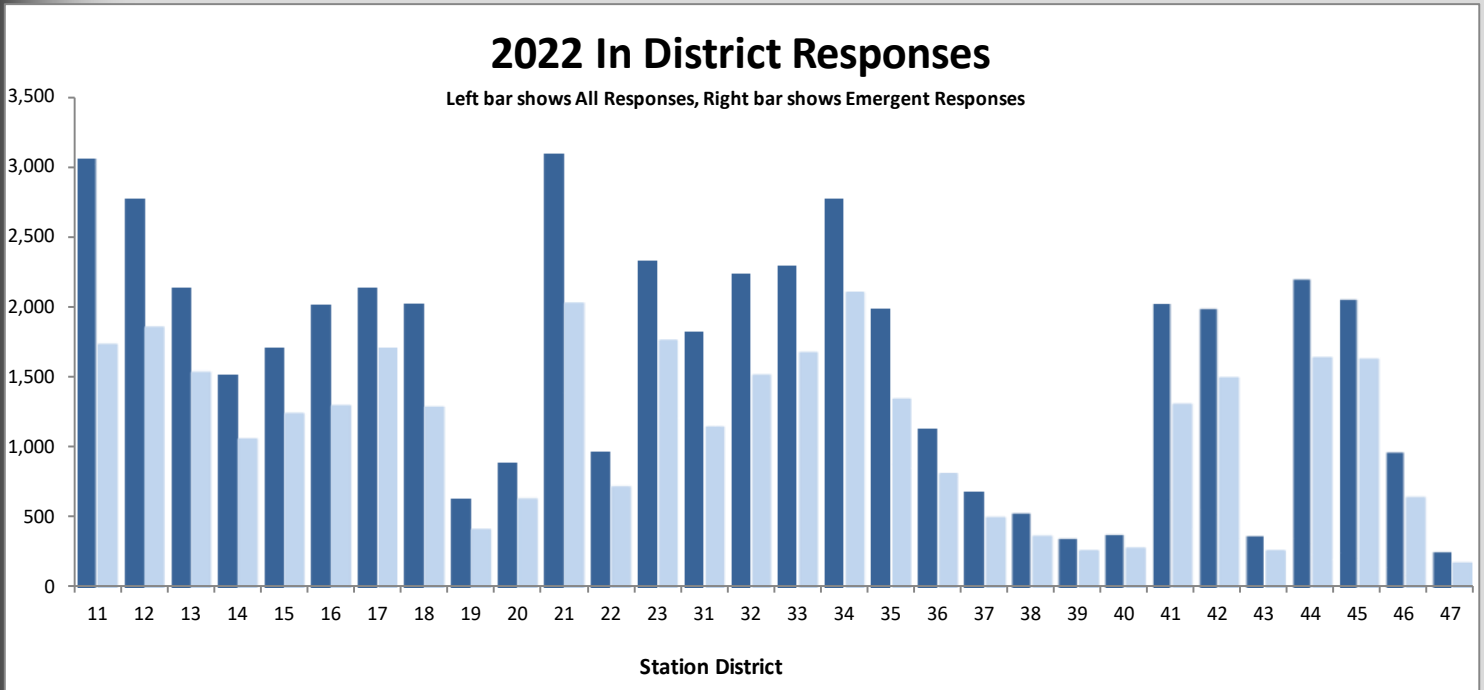
All Calls, In District Only

# South Metro Fire Rescue

## 2022 Annual Response Report

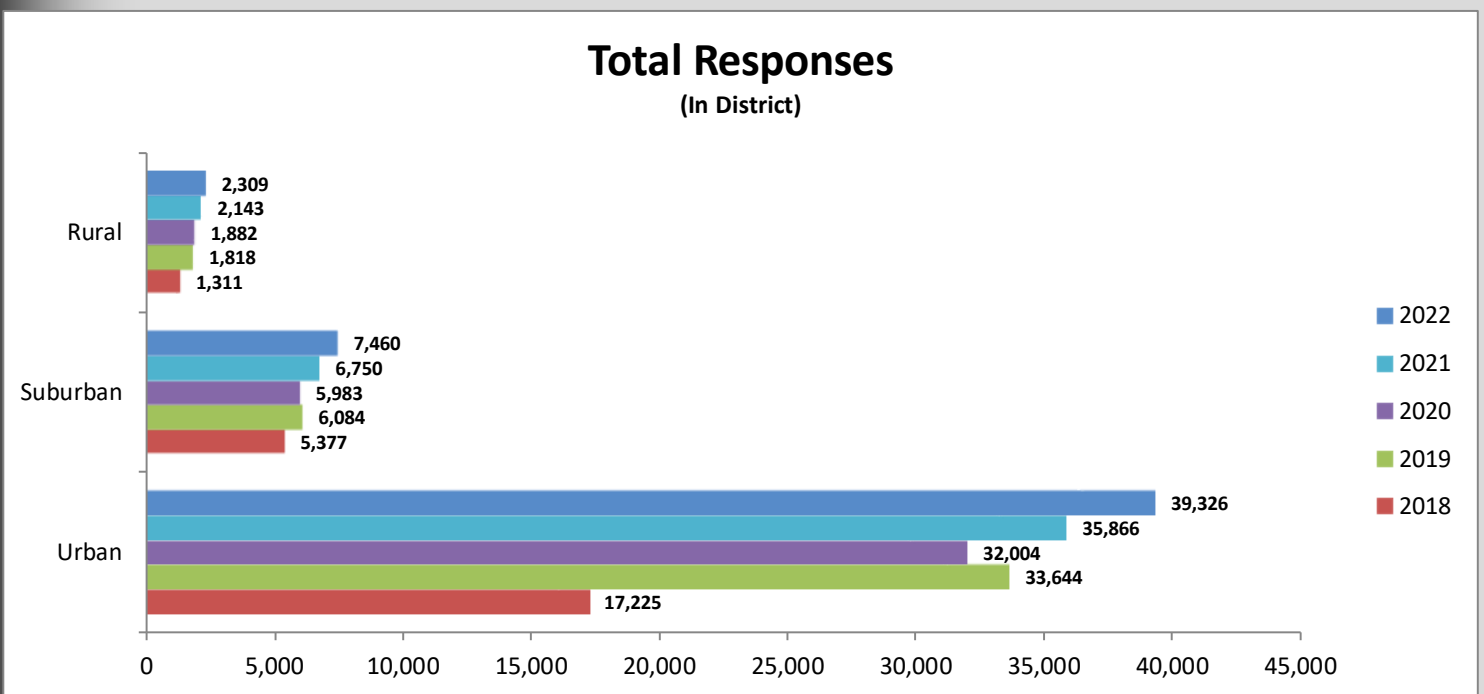


### In District Calls by Station District



Response Numbers include all calls within the SMFR District. Calls include Emergent and Non-Emergent responses, including cancelled incidents.

### In District Calls by Population Density



Response Numbers include all calls within the SMFR District. Calls include Emergent and Non-Emergent responses, including cancelled incidents.

# South Metro Fire Rescue

## 2022 Annual Response Report



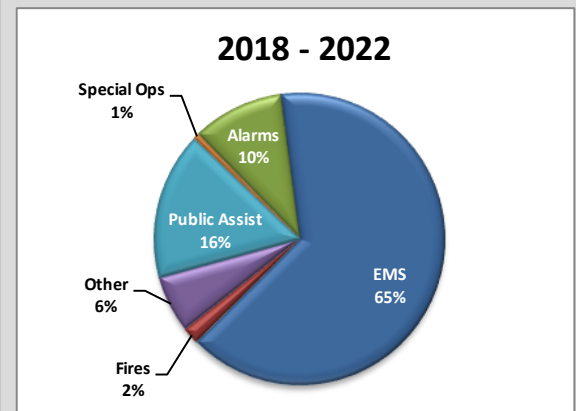
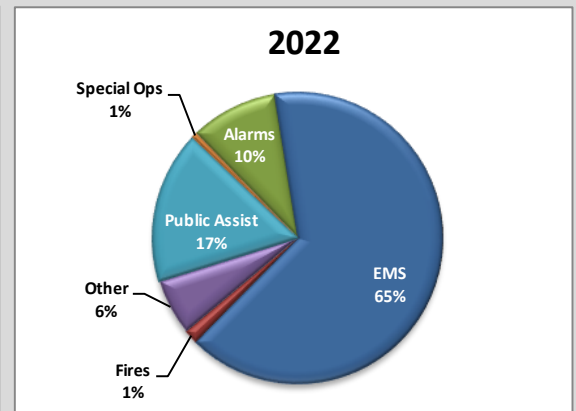
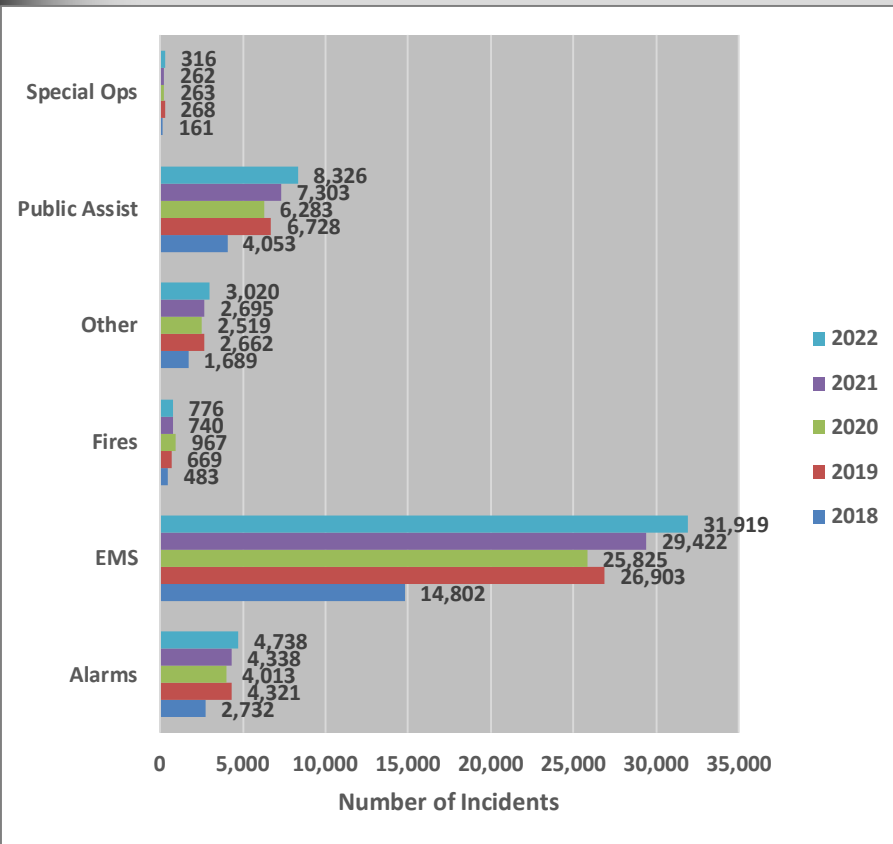
### FIRE EXPERIENCE (In District)

In District Fire Activity	2018	2019	2020	2021	2022
Structure Fires (NFIRS 111-124)	161	277	275	226	186
Fires Contained to Room of Origin	137	242	230	183	155
% Fires Contained to Room of Origin	85%	87%	84%	81%	83%
Sprinkler Head Activations	9	12	11	10	4
Total P & C Pre-Incident Value	\$157,650,472	\$376,633,627	\$278,878,909	\$237,405,445	\$135,454,704
Total P & C Loss	\$10,527,076	\$9,680,155	\$8,068,744	\$6,021,118	\$12,010,340
Total Assessed P & C Value Saved	\$147,123,396	\$366,953,472	\$270,810,165	\$231,384,327	\$123,444,364
Wildland Fires (NFIRS 140-143, 170-173)	79	57	144	78	129

### EMS EXPERIENCE (In District)

In District EMS Activity	2018	2019	2020	2021	2022
Total Transports by SMFR	9,730	18,587	17,785	20,458	22,261
Non-Emergent Transports by SMFR	8,876	16,661	15,837	18,367	20,072
Emergent Transports by SMFR	854	1,926	1,948	2,091	2,189
% Emergent Transport Trips	9%	10%	11%	10%	10%
Transports by Auto Aid Agency	269	269	228	249	326
Transports by Private Ambulance	179	159	121	59	36
ARM Car Responses (includes all calls dispatched)	599	450	816	1,550	3

### Call Type Distribution—All Calls (In District, Emergent and Non-Emergent)



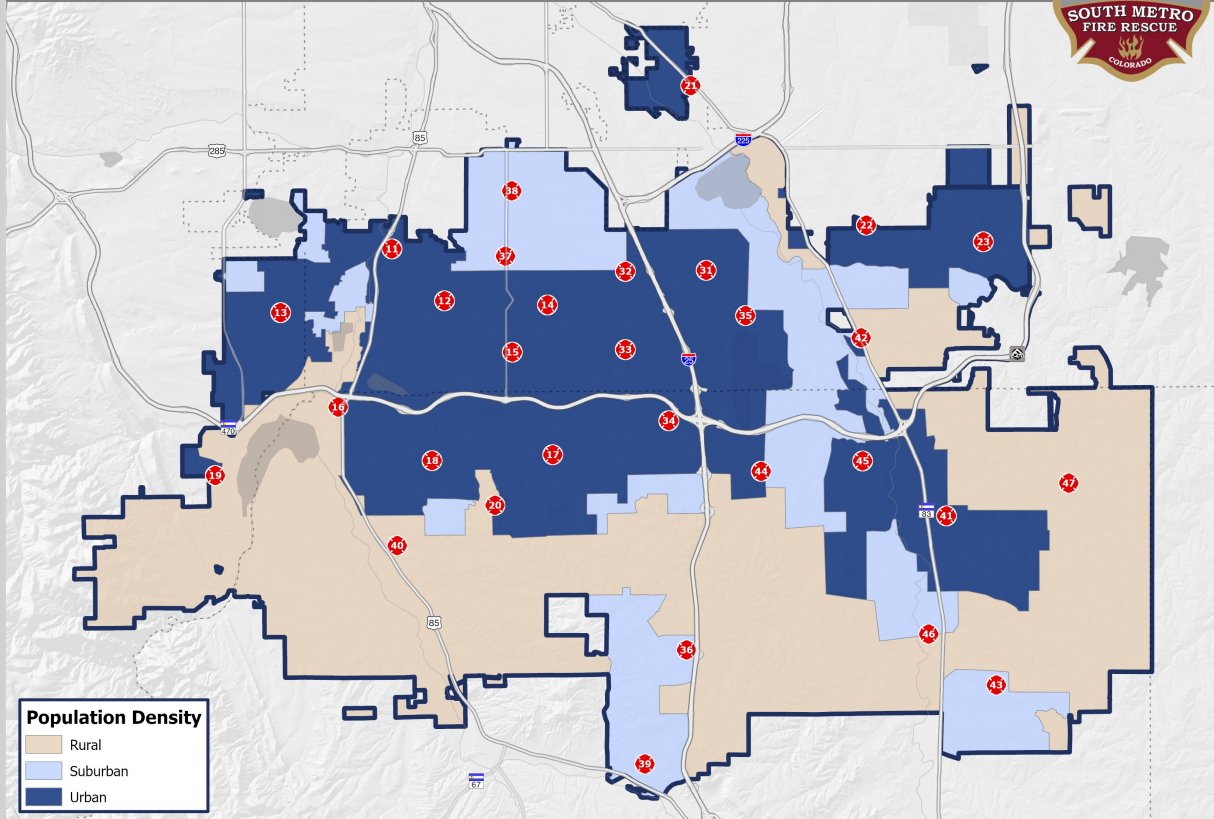
Response Numbers include all calls within the SMFR District. Calls include Emergent and Non-Emergent responses, including cancelled incidents.

# South Metro Fire Rescue

## 2022 Annual Response Report



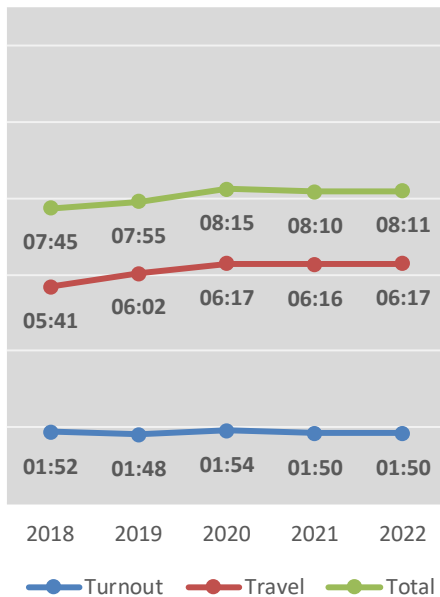
### Population Density



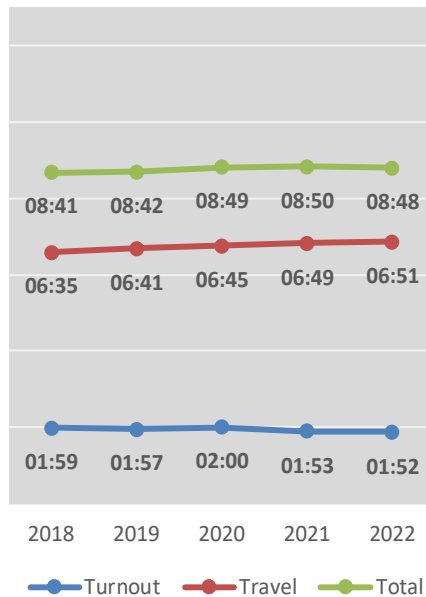
2022

### Performance Times by Population Density

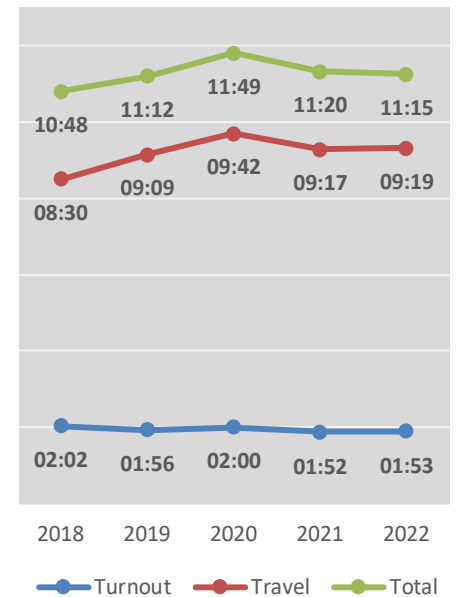
#### Urban Performance 90th Percentile



#### Suburban Performance 90th Percentile



#### Rural Performance 90th Percentile



# South Metro Fire Rescue

## 2022 Annual Response Report



### Response Time Compliance

RESPONSE TIME COMPLIANCE (In District, Emergent)										
1st Unit on Scene	2018		2019		2020		2021		2022	
	90th PCTL	% Met Goal	90th PCTL	% Met Goal	90th PCTL	% Met Goal	90th PCTL	% Met Goal	90th PCTL	% Met Goal
Dispatch (1:00 @ 90%)	0:51	96%	0:48	98%	0:46	98%	0:46	98%	0:48	97%
Turnout (1:30 @ 90%)	1:54	69%	1:50	75%	1:55	65%	1:51	68%	1:50	69%
Travel - Urban (5:12 @ 90%)	5:41	85%	6:02	80%	6:17	76%	6:16	76%	6:17	76%
Travel - Suburban (6:30 @ 90%)	6:36	89%	6:41	88%	6:45	88%	6:49	87%	6:51	87%
Travel - Rural (13:00 @ 90%)	8:30	98%	9:09	97%	9:43	97%	9:17	98%	9:19	97%
<b>Total Response Time (90%)</b>	<b>8:14</b>	<b>90%</b>	<b>8:13</b>	<b>89%</b>	<b>8:34</b>	<b>86%</b>	<b>8:29</b>	<b>87%</b>	<b>8:30</b>	<b>87%</b>
2nd Unit on Scene	90th PCTL	% Met Goal	90th PCTL	% Met Goal	90th PCTL	% Met Goal	90th PCTL	% Met Goal	90th PCTL	% Met Goal
Turnout (1:30 @ 90%)	1:55	70%	1:53	74%	1:56	68%	1:51	70%	1:49	73%
Travel - Urban (10:24 @ 90%)	7:59	95%	8:13	95%	8:20	95%	8:23	95%	8:34	94%
Travel - Suburban (10:24 @ 90%)	9:16	93%	9:03	94%	9:13	93%	9:23	93%	9:10	94%
Travel - Rural (18:12 @ 90%)	11:17	99%	12:08	98%	12:20	98%	11:53	98%	12:03	98%
<b>Total Response Time (90%)</b>	<b>10:52</b>	<b>97%</b>	<b>10:44</b>	<b>97%</b>	<b>11:03</b>	<b>97%</b>	<b>10:58</b>	<b>97%</b>	<b>11:02</b>	<b>97%</b>

Values are based on the first arriving unit, responding Emergent, within the SMFR district. 90th PCTL represents how we perform 90% of the time.

% Met Goal represents how often we meet our goal as established in the parenthesis in the left most column.

### Total Response Time—First Unit On Scene

Total Response Time - First Unit On Scene (In District, Emergent)															
	2018			2019			2020			2021			2022		
	Count	90th PCTL	% Met Goal	Count	90th PCTL	% Met Goal	Count	90th PCTL	% Met Goal	Count	90th PCTL	% Met Goal	Count	90th PCTL	% Met Goal
<b>OVERALL</b>	<b>18,731</b>	<b>08:14</b>	<b>90</b>	<b>33,053</b>	<b>08:13</b>	<b>89</b>	<b>26,941</b>	<b>08:34</b>	<b>86</b>	<b>30,860</b>	<b>08:30</b>	<b>82</b>	<b>33,256</b>	<b>08:30</b>	<b>87</b>
<b>Urban (Goal 7:42)</b>	<b>13,538</b>	<b>07:45</b>	<b>89</b>	<b>26,872</b>	<b>07:55</b>	<b>88</b>	<b>21,628</b>	<b>08:15</b>	<b>84</b>	<b>24,634</b>	<b>08:11</b>	<b>81</b>	<b>26,524</b>	<b>08:11</b>	<b>85</b>
Alarms	1,588	08:22	83	2,748	08:34	80	2,206	09:01	76	2,431	09:02	73	2,599	09:02	77
EMS	9,942	07:27	91	20,572	07:38	90	16,863	07:59	87	19,383	07:55	83	20,730	07:56	88
Fire	266	08:51	83	422	08:24	83	504	08:32	81	443	08:44	76	443	08:16	84
Other	232	10:25	68	347	10:43	67	264	10:09	61	239	12:00	60	315	10:55	68
Public Assist	1,424	08:06	87	2,629	08:36	82	1,680	09:11	77	2,029	08:56	76	2,302	08:55	78
Special Ops	86	09:04	77	154	08:55	75	111	09:35	67	109	09:13	75	135	09:09	74
<b>Suburban (Goal 9:00)</b>	<b>4,163</b>	<b>08:41</b>	<b>91</b>	<b>4,732</b>	<b>08:43</b>	<b>91</b>	<b>4,021</b>	<b>08:49</b>	<b>91</b>	<b>4,676</b>	<b>08:49</b>	<b>86</b>	<b>5,122</b>	<b>08:48</b>	<b>91</b>
Alarms	543	09:23	88	568	09:50	87	456	09:37	85	534	09:34	80	602	09:25	86
EMS	2,930	08:08	94	3,419	08:10	94	3,009	08:24	93	3,489	08:27	88	3,796	08:26	93
Fire	92	09:20	86	91	09:35	84	120	09:53	81	93	10:24	79	110	09:04	89
Other	129	10:47	75	96	10:29	73	41	10:59	68	98	11:57	71	80	10:26	76
Public Assist	451	09:41	84	527	09:58	84	375	09:38	85	443	09:29	81	504	09:28	86
Special Ops	18	12:42	72	31	10:35	77	20	08:44	90	19	11:22	57	30	10:36	80
<b>Rural (Goal 15:30)</b>	<b>1,030</b>	<b>10:48</b>	<b>98</b>	<b>1,449</b>	<b>11:12</b>	<b>97</b>	<b>1,292</b>	<b>11:49</b>	<b>98</b>	<b>1,550</b>	<b>11:23</b>	<b>93</b>	<b>1,610</b>	<b>11:15</b>	<b>98</b>
Alarms	71	10:33	100	120	12:00	98	85	12:43	97	111	11:32	91	127	12:11	96
EMS	745	10:27	99	1,065	10:56	98	937	11:23	99	1,159	11:03	93	1,178	10:51	98
Fire	71	11:58	97	61	12:02	95	96	12:42	96	78	13:06	92	72	12:22	98
Other	29	16:15	89	38	13:53	94	23	15:25	91	27	12:23	92	44	12:50	95
Public Assist	107	11:12	99	158	11:56	96	140	12:47	97	166	13:10	90	177	12:26	96
Special Ops	7	12:14	100	7	11:19	100	11	15:31	81	9	17:30	77	12	10:59	91

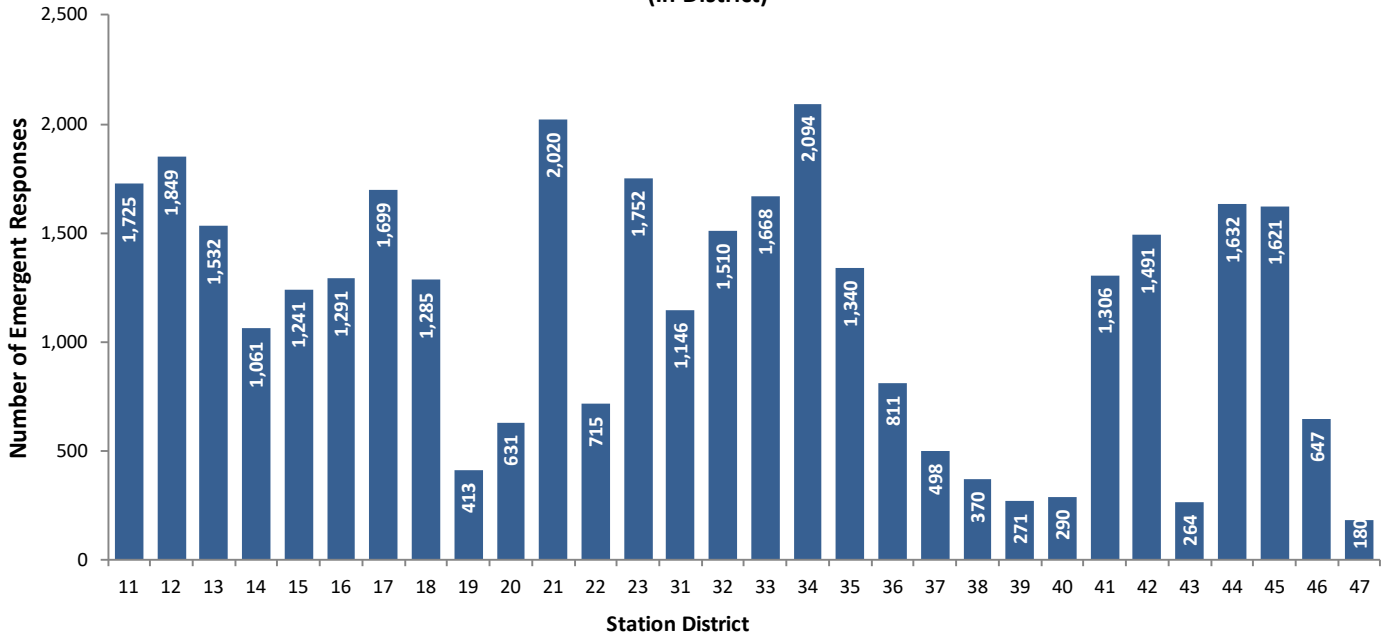
Values are based on the first arriving unit, responding Emergent, within the SMFR district. 90th PCTL represents how we perform 90% of the time.

% Met Goal represents how often we meet our goal as identified in the chart above.



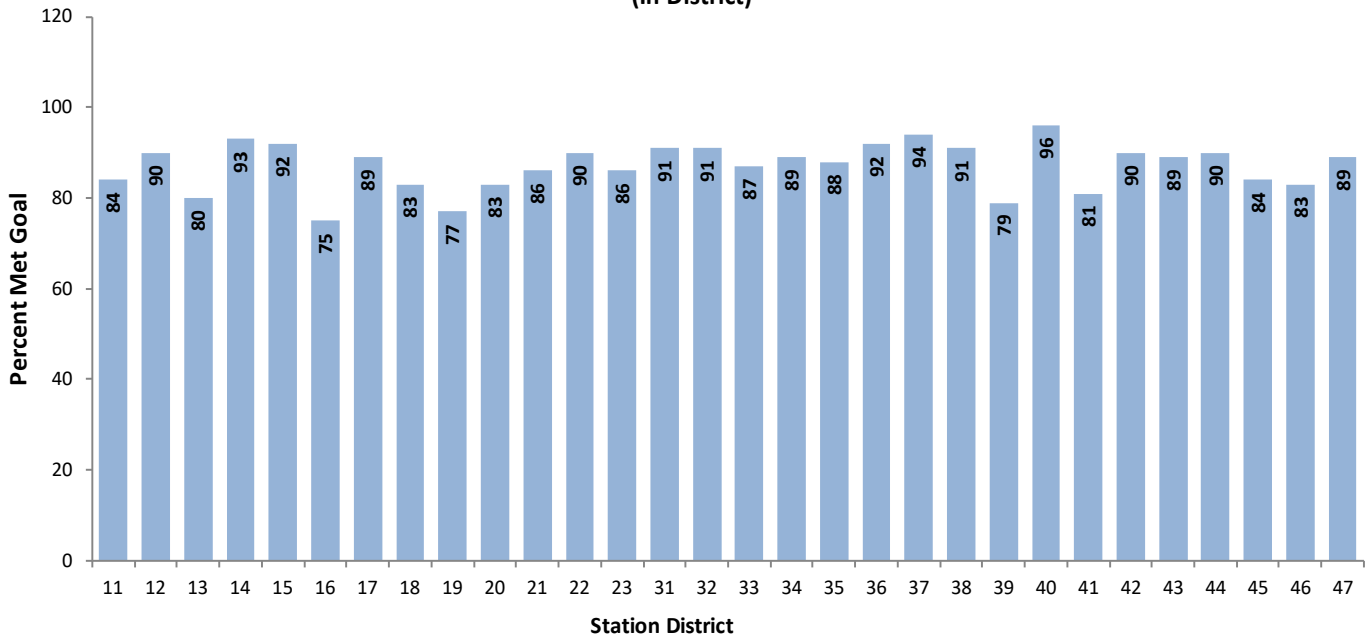
### 2022 - Total Number of Emergent Responses

(In District)



### 2022 - Response Time Met Goal

(In District)



# South Metro Fire Rescue

## 2022 Annual Response Report



### Special Teams

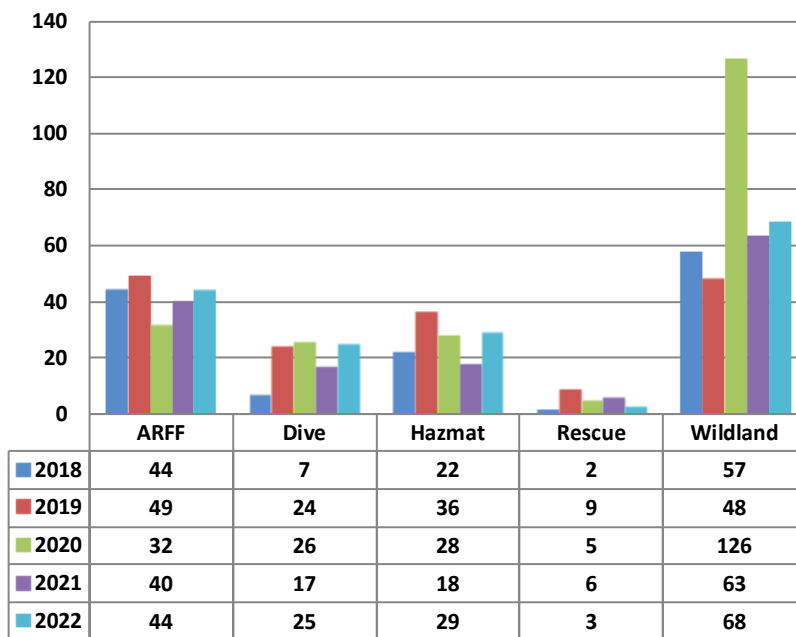
#### Total Response Time - Special Ops - First Unit On Scene (In District, Emergent)

	2018			2019			2020			2021			2022		
	Count	90th PCTL	% Met Goal	Count	90th PCTL	% Met Goal	Count	90th PCTL	% Met Goal	Count	90th PCTL	% Met Goal	Count	90th PCTL	% Met Goal
<b>OVERALL</b>	<b>183</b>	<b>10:56</b>	<b>78</b>	<b>244</b>	<b>10:11</b>	<b>75</b>	<b>275</b>	<b>10:22</b>	<b>74</b>	<b>210</b>	<b>10:37</b>	<b>72</b>	<b>291</b>	<b>10:03</b>	<b>78</b>
<i>Urban (Goal 7:42)</i>	<i>118</i>	<i>09:21</i>	<i>75</i>	<i>184</i>	<i>09:37</i>	<i>72</i>	<i>172</i>	<i>09:35</i>	<i>66</i>	<i>151</i>	<i>09:53</i>	<i>70</i>	<i>202</i>	<i>09:09</i>	<i>75</i>
ARFF	38	08:16	78	48	08:39	70	30	07:47	86	38	08:13	84	40	08:26	75
Dive	4	09:15	75	13	06:49	100	5	09:21	80	4	05:48	100	14	08:35	78
Hazmat	41	09:04	78	83	09:49	71	68	10:03	58	62	10:32	66	72	08:30	77
Rescue	3	07:46	66	10	05:57	100	8	55:37	62	5	05:50	100	9	37:58	33
Wildland	32	11:24	68	30	11:12	60	61	09:12	63	42	09:59	59	67	09:08	79
<i>Suburban (Goal 9:00)</i>	<i>32</i>	<i>12:31</i>	<i>68</i>	<i>41</i>	<i>10:11</i>	<i>75</i>	<i>44</i>	<i>10:04</i>	<i>81</i>	<i>32</i>	<i>11:22</i>	<i>62</i>	<i>53</i>	<i>10:18</i>	<i>77</i>
ARFF	-	-	-	-	-	-	-	-	-	-	-	-	-	-	-
Dive	2	09:34	50	4	13:36	75	3	08:44	100	6	11:22	66	5	12:32	40
Hazmat	15	12:42	73	23	10:35	73	16	09:16	87	13	10:52	53	24	09:43	87
Rescue	1	08:16	100	4	08:10	100	1	05:57	100	-	-	-	1	06:39	100
Wildland	14	12:31	64	10	10:01	70	24	11:09	75	13	12:27	69	23	10:15	73
<i>Rural (Goal 15:30)</i>	<i>33</i>	<i>11:58</i>	<i>96</i>	<i>19</i>	<i>12:02</i>	<i>94</i>	<i>59</i>	<i>11:39</i>	<i>94</i>	<i>27</i>	<i>12:53</i>	<i>92</i>	<i>36</i>	<i>11:04</i>	<i>97</i>
ARFF	-	-	-	-	-	-	-	-	-	-	-	-	-	-	-
Dive	2	12:14	100	4	11:19	100	7	16:35	71	7	17:30	71	9	09:35	100
Hazmat	5	10:22	100	3	09:39	100	4	10:58	100	2	10:37	100	3	17:31	66
Rescue	-	-	-	-	-	-	-	-	-	-	-	-	-	-	-
Wildland	26	11:58	96	12	12:02	91	48	11:28	97	18	12:53	100	24	10:43	100

\* Data is based on the Sub Category Incident Types. Note: A Special Teams unit may or may not have been on scene.

### All Special Teams Incidents

(In District)



\* Data is based on Sub Category Types where a SMFR Special Teams Unit responded according to their Specialty. i.e. ARFF includes Red1, 2, & 3; Dive includes Dive16, 31, 33; HazMat includes HM38, 45, 46; Rescue includes R34, Coll45  
Wildland includes all Brush Trucks and Engines.

### Special Ops Unit Response Count

Unit	2018	2019	2020	2021	2022
COLL45	1	6	4	10	12
DECON10	0	0	13	0	0
DECON17	0	14	15	19	35
DECON3	7	2	0	0	0
DIV16	0	22	27	20	34
DIVE31	17	29	34	19	34
FAN3	2	2	0	0	0
FOAM46	5	4	2	2	1
HM17	0	1	0	0	0
HM30	0	0	0	0	0
HM38	53	60	42	42	54
R34	111	116	88	83	84
RED1	52	64	42	51	58
RED2	50	61	42	53	56
RED3	47	62	30	48	58
SWAT30	0	0	0	0	20
SWAT31	8	14	10	7	13
SWAT32	2	0	0	8	22
SWAT33	0	0	0	10	11
SWAT34	0	0	0	22	16
SWAT40	0	0	0	0	3
SWAT41	0	0	0	0	2
SWAT43	0	0	0	0	1
SWAT44	0	0	0	0	3
SWAT45	0	0	0	0	1
<b>TOTAL</b>	<b>355</b>	<b>457</b>	<b>349</b>	<b>394</b>	<b>518</b>

# South Metro Fire Rescue

## 2022 Annual Response Report



### Unit Responses

Suppression Unit Response Count					
Unit	2018	2019	2020	2021	2022
E11	0	2,444	2,300	2,589	2,922
E13	0	1,854	1,844	2,045	2,159
E14	0	1,958	1,792	1,847	2,010
E15	0	2,168	1,939	2,086	2,254
E16	0	2,000	1,792	2,022	2,286
E17	0	2,347	2,125	2,066	2,095
E19	0	713	672	745	758
E20	0	0	0	811	1,190
E21	2,106	2,191	2,161	2,544	2,802
E22	1,333	1,343	1,149	1,330	1,412
E23	1,707	1,655	1,739	2,000	2,170
E31	1,744	1,964	1,670	2,025	2,077
E33	2,644	2,549	2,005	2,271	2,597
E36	889	934	955	1,103	1,223
E38	884	792	721	812	836
E39	727	680	633	694	801
E40	362	441	371	416	451
E41	1,672	1,864	1,684	1,814	1,954
E42	1,698	1,844	1,667	1,952	2,049
E43	396	388	431	510	492
E44	2,145	2,172	1,911	2,147	2,407
E46	888	884	826	984	1,105
E47	401	408	391	455	419
L12	0	2,482	2,259	2,505	2,805
TW18	0	2,269	2,001	1,913	2,122
TW32	1,973	2,469	2,002	2,341	2,499
TW34	2,596	2,741	2,187	2,398	2,744
TW35	2,055	1,978	1,675	1,864	2,106
TW45	2,010	2,084	1,935	2,046	2,284
<b>TOTAL</b>	<b>28,230</b>	<b>47,616</b>	<b>42,837</b>	<b>48,335</b>	<b>53,029</b>

Tender Unit Response Count					
Unit	2018	2019	2020	2021	2022
TN34	12	12	16	13	10
TN39	14	2	9	16	8
TN40	10	5	5	4	11
TN41	9	5	7	8	2
TN45	19	5	12	12	13
TN46	12	5	12	11	7
<b>TOTAL</b>	<b>76</b>	<b>34</b>	<b>61</b>	<b>64</b>	<b>51</b>

Medic Unit Response Count					
Unit	2018	2019	2020	2021	2022
ARM31	590	116	7	26	0
ARM37	0	325	768	1,402	3
M11	0	1,859	1,779	1,975	2,161
M12	0	1,761	1,635	1,920	2,115
M13	0	1,635	1,654	1,815	1,983
M15	0	1,967	1,863	2,064	2,335
M16	0	1,862	1,749	2,028	2,271
M17	0	1,805	1,733	1,984	2,129
M18	0	1,661	1,485	1,645	1,791
M21	1,223	1,251	1,218	1,459	1,431
M211	1,150	1,257	1,205	1,446	1,445
M23	1,576	1,573	1,568	1,903	2,039
M31	2,322	2,179	1,905	2,339	2,430
M32	203	2,463	2,239	2,546	2,737
M33	2,195	0	0	77	0
M34	1,946	2,388	2,045	2,307	2,707
M36	812	925	970	1,102	1,214
M37	997	1,113	997	1,152	1,231
M40	9	0	0	0	0
M41	1,568	1,728	1,681	1,878	2,067
M42	2,227	2,269	2,220	2,560	2,749
M44	1,932	2,172	2,052	2,287	2,562
M46	903	898	915	1,056	1,153
<b>TOTAL</b>	<b>19,653</b>	<b>33,207</b>	<b>31,688</b>	<b>36,971</b>	<b>38,553</b>

Brush Unit Response Count					
Unit	2018	2019	2020	2021	2022
BR14	0	0	0	6	15
BR17	0	11	36	16	12
BR18	0	13	43	4	0
BR19	0	19	31	25	17
BR21	7	10	13	16	19
BR22	24	16	18	20	16
BR33	18	16	26	23	19
BR34	2	0	0	0	0
BR36	3	13	28	19	13
BR38	0	0	0	5	0
BR40	30	0	0	0	0
BR41	0	1	0	0	0
BR42	33	11	39	20	18
BR43	17	12	14	13	17
BR44	0	0	0	0	0
BR45	1	0	0	0	0
BR46	25	7	19	15	12
BR47	4	6	14	13	8
BRE20	0	0	0	17	28
BRE32	0	0	4	4	0
BRE36	24	0	0	0	0
BRE37	0	0	2	0	0
BRE39	43	20	52	25	31
BRE40	0	17	34	23	21
BRE41	50	22	46	36	43
<b>TOTAL</b>	<b>281</b>	<b>194</b>	<b>419</b>	<b>300</b>	<b>289</b>

*Response numbers include units that respond emergent and non-emergent to incidents, both in and out of district*

# South Metro Fire Rescue

## 2022 Annual Response Report



### Effective Response Force

Confirmed <i>COMMERCIAL</i> Structure Fires						
	Number of Structure Fires	ERF Arrived On Scene	ERF Total Response Time Goal	ERF 90th Percentile	Met ERF Total Response Time Goal	% Met ERF Total Response Time Goal
<b>2018</b>	<b>2</b>	<b>1</b>	-	<b>19:08</b>	<b>0</b>	<b>0.00%</b>
Urban	2	1	12:54	19:08	0	0.00%
Suburban	0	0	15:30	-	0	-
Rural	0	0	20:42	-	0	-
<b>2019</b>	<b>23</b>	<b>9</b>	-	<b>44:35</b>	<b>0</b>	<b>0.00%</b>
Urban	19	9	12:54	44:35	0	0.00%
Suburban	3	0	15:30	-	0	-
Rural	1	0	20:42	-	0	-
<b>2020</b>	<b>20</b>	<b>3</b>	-	<b>38:39</b>	<b>0</b>	<b>0.00%</b>
Urban	18	2	12:54	26:51	0	0.00%
Suburban	2	1	15:30	38:39	0	0.00%
Rural	0	0	20:42	-	0	-
<b>2021</b>	<b>0</b>	<b>0</b>	-	-	<b>0</b>	<b>0.00%</b>
Urban	0	0	12:54	-	0	-
Suburban	0	0	15:30	-	0	-
Rural	0	0	20:42	-	0	-
<b>2022</b>	<b>0</b>	<b>0</b>	-	-	<b>0</b>	<b>0.00%</b>
Urban	0	0	12:54	-	0	-
Suburban	0	0	15:30	-	0	-
Rural	0	0	20:42	-	0	-

*Note: Effective Response Force—Commercial Includes: 3 Engines, 1 Tower, 1 Medic, 0 Heavy Rescue, 1 Safety, and 1 Battalion Chief. The ERF calculation process modified in 2021 to exclude unconfirmed structure fire incidents.*

Confirmed <i>RESIDENTIAL</i> Structure Fires						
	Number of Structure Fires	ERF Arrived On Scene	ERF Total Response Time Goal	ERF 90th Percentile	Met ERF Total Response Time Goal	% Met ERF Total Response Time Goal
<b>2018</b>	<b>10</b>	<b>4</b>	-		<b>2</b>	<b>50.00%</b>
Urban	4	1	12:54	15:13	0	0.00%
Suburban	5	3	15:30	25:03	2	66.67%
Rural	1	0	20:42	-	0	-
<b>2019</b>	<b>46</b>	<b>32</b>	-	<b>17:55</b>	<b>16</b>	<b>50.00%</b>
Urban	38	27	12:54	17:54	13	48.15%
Suburban	6	4	15:30	22:36	2	50.00%
Rural	2	1	20:42	13:59	1	100.00%
<b>2020</b>	<b>44</b>	<b>32</b>	-	<b>23:54</b>	<b>11</b>	<b>34.38%</b>
Urban	29	21	12:54	22:53	4	19.05%
Suburban	10	6	15:30	28:06	4	66.67%
Rural	5	5	20:42	31:39	3	60.00%
<b>2021</b>	<b>7</b>	<b>5</b>	-	<b>21:50</b>	<b>4</b>	<b>80.00%</b>
Urban	4	3	12:54	12:06	3	100.00%
Suburban	2	2	15:30	21:50	1	50.00%
Rural	1	0	20:42	-	0	-
<b>2022</b>	<b>1</b>	<b>1</b>	-	<b>10:07</b>	<b>1</b>	<b>100.00%</b>
Urban	1	1	12:54	10:07	1	100.00%
Suburban	0	0	15:30	-	0	-
Rural	0	0	20:42	-	0	-

*Note: Effective Response Force—Residential Includes: 2 Engines, 1 Tower, 1 Medic, 1 Safety, and 1 Battalion Chief. The ERF calculation process modified in 2021 to exclude unconfirmed structure fire incidents.*

# South Metro Fire Rescue

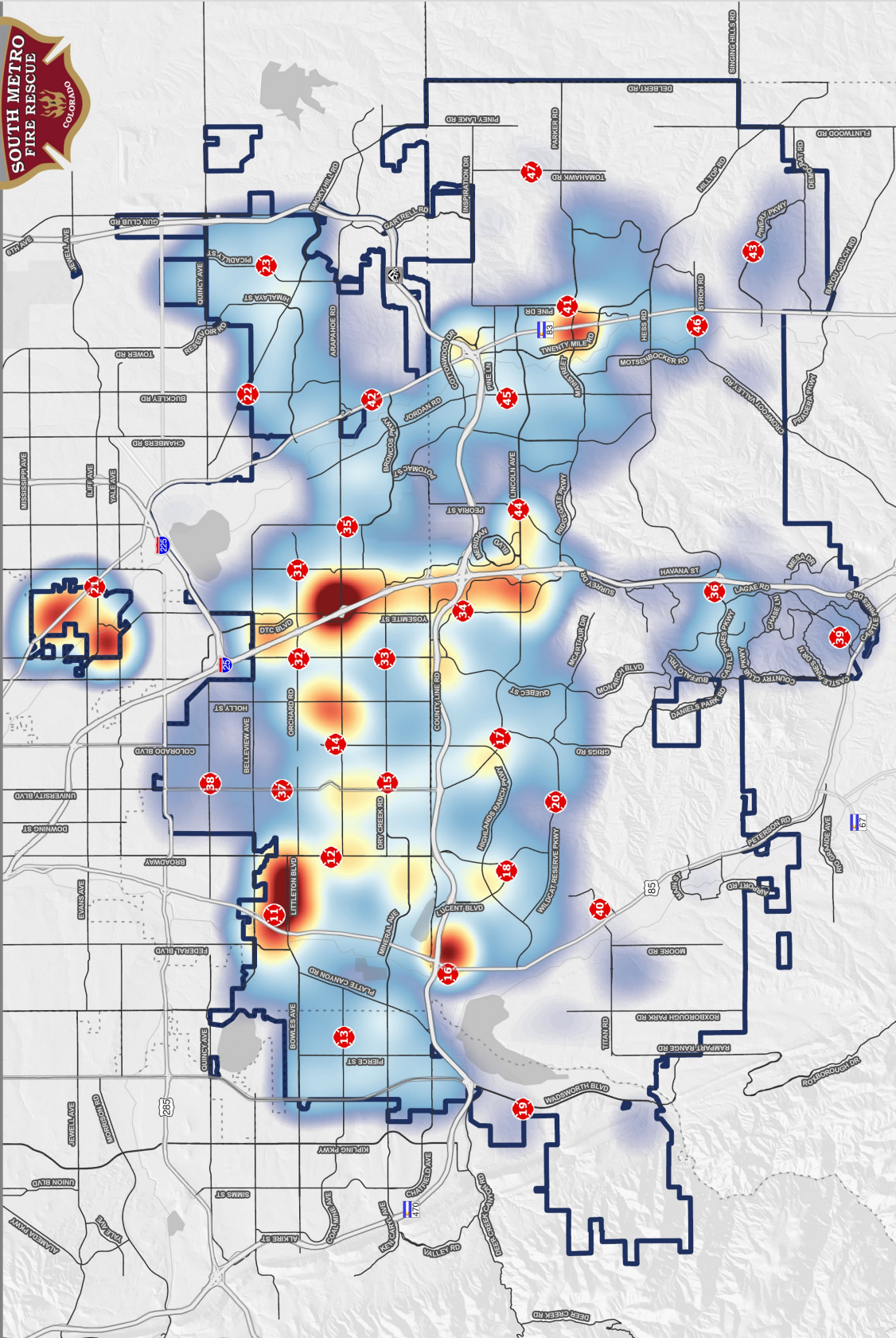
## 2022 Annual Response Report



Call Density



All Incidents Call Density



In District Only

2022

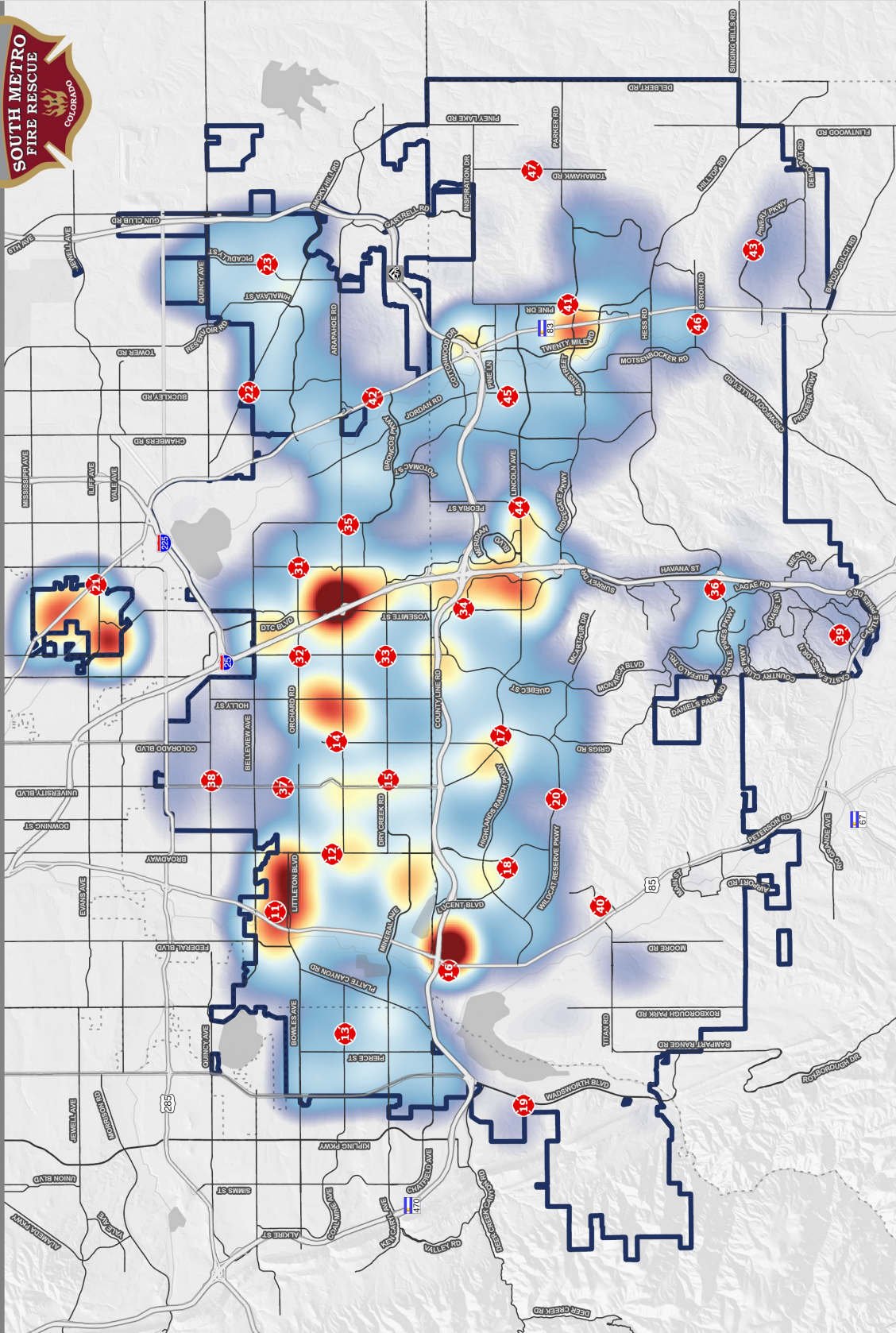
# South Metro Fire Rescue

## 2022 Annual Response Report

EMS Density



EMS Incidents Call Density



In District Only

2022

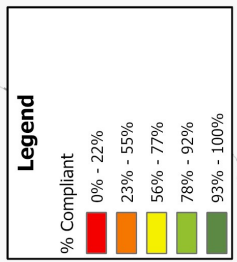
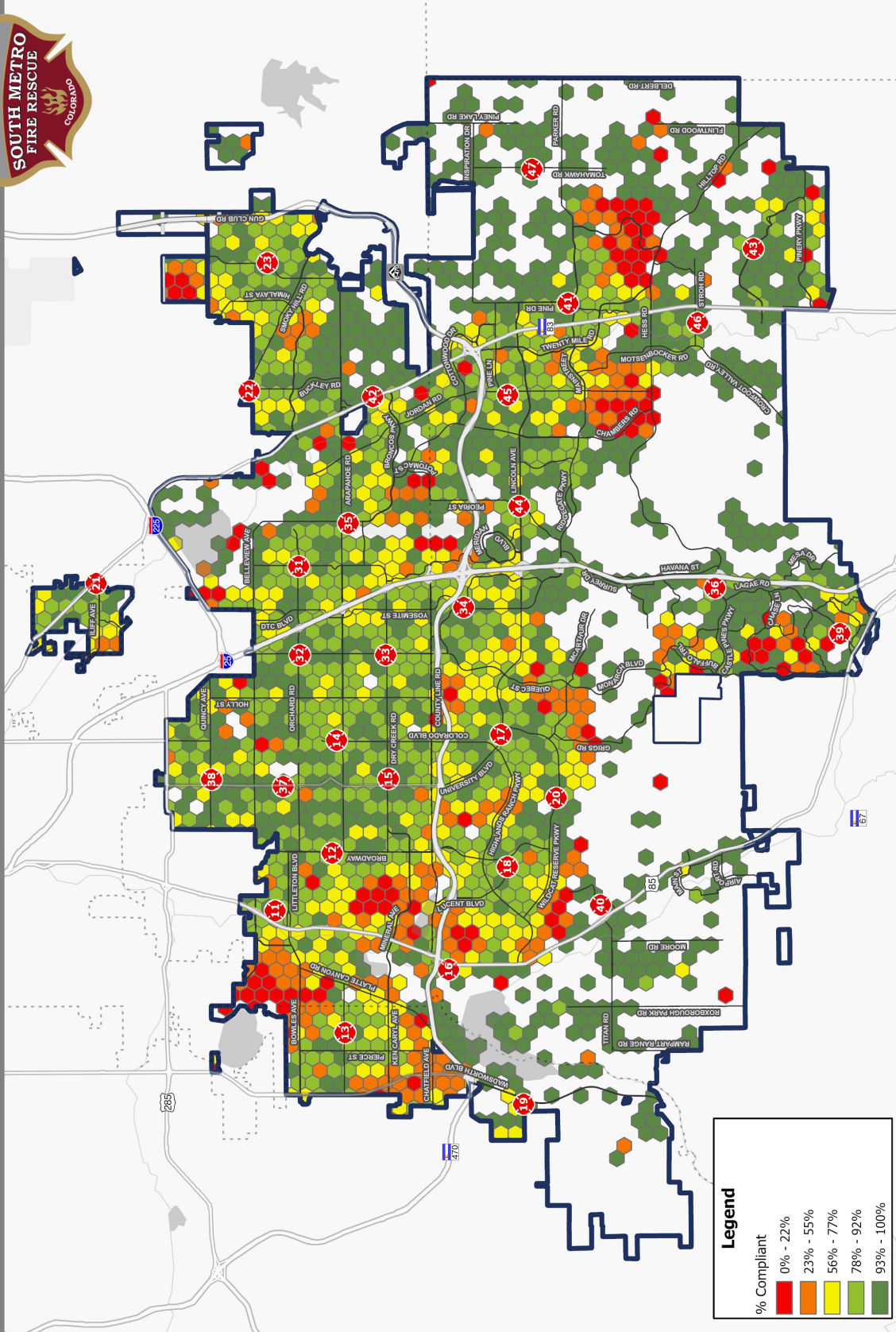
# South Metro Fire Rescue

## 2022 Annual Response Report

### Travel Time Compliance



Travel Time Compliance



In District and Emergent Calls Only

2022

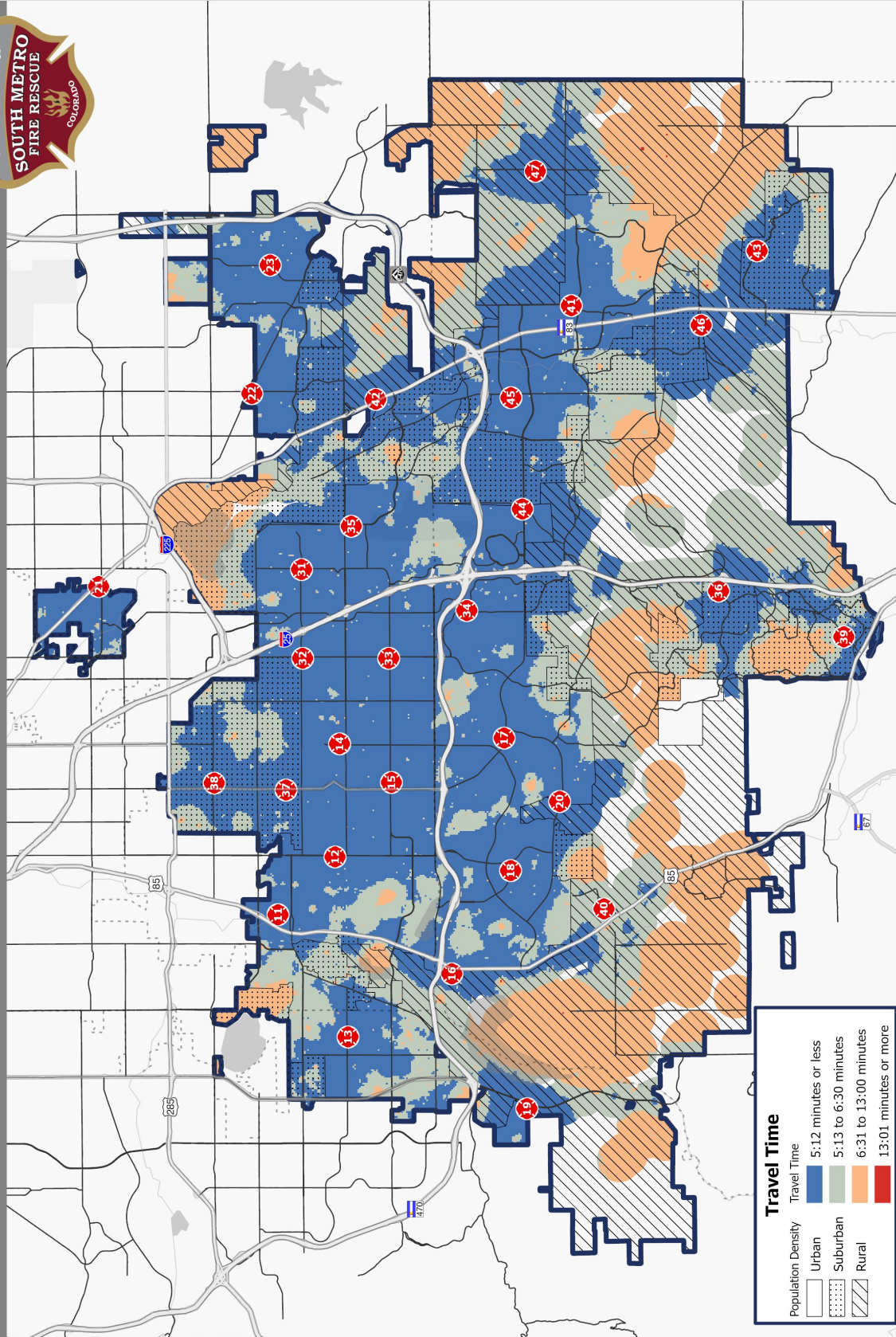
# South Metro Fire Rescue

## 2022 Annual Response Report

### Travel Time Performance



# Travel Time Performance



In District and Emergent Calls Only

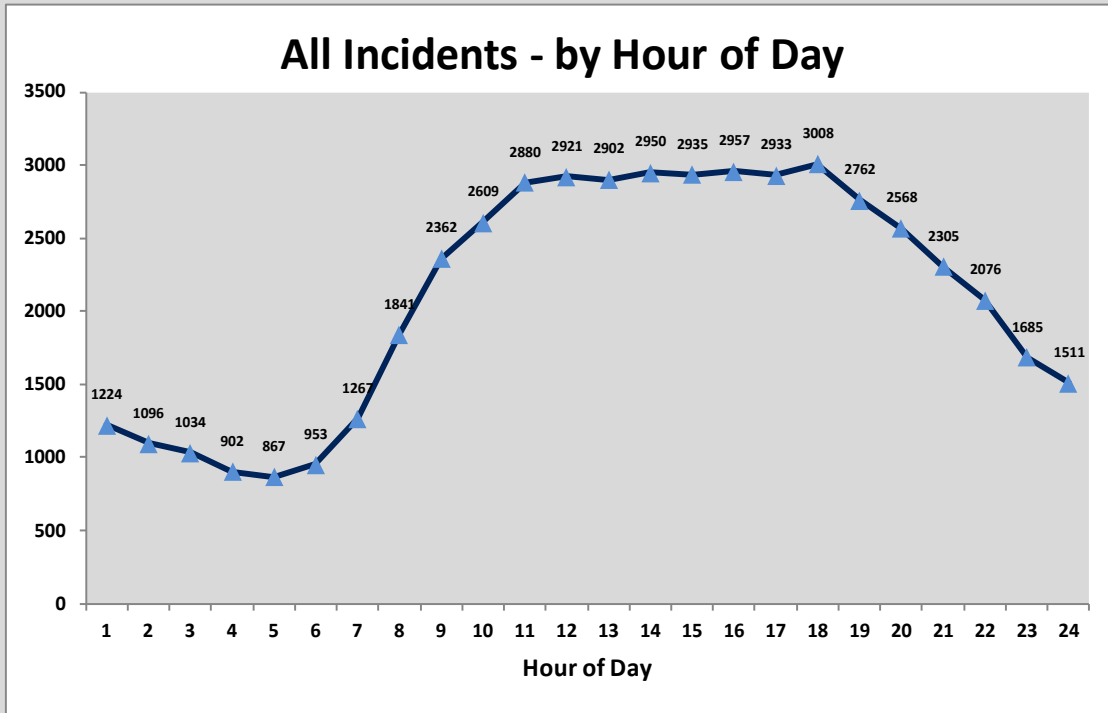
2022

# South Metro Fire Rescue

## 2022 Annual Response Report

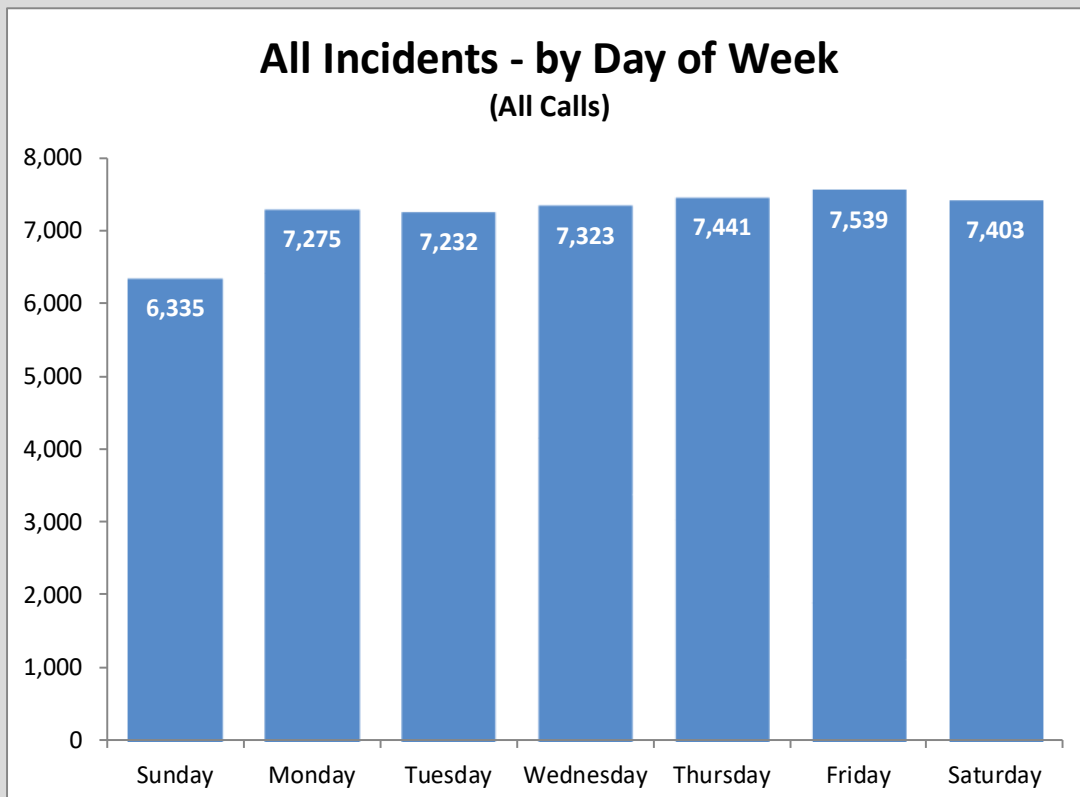


### Incidents by Hour of Day—All Calls



*Response Numbers include all calls received, in and out of the SMFR District.  
Calls include Emergent and Non-Emergent responses, including cancelled incidents.*

### Incidents by Day of Week—All Calls



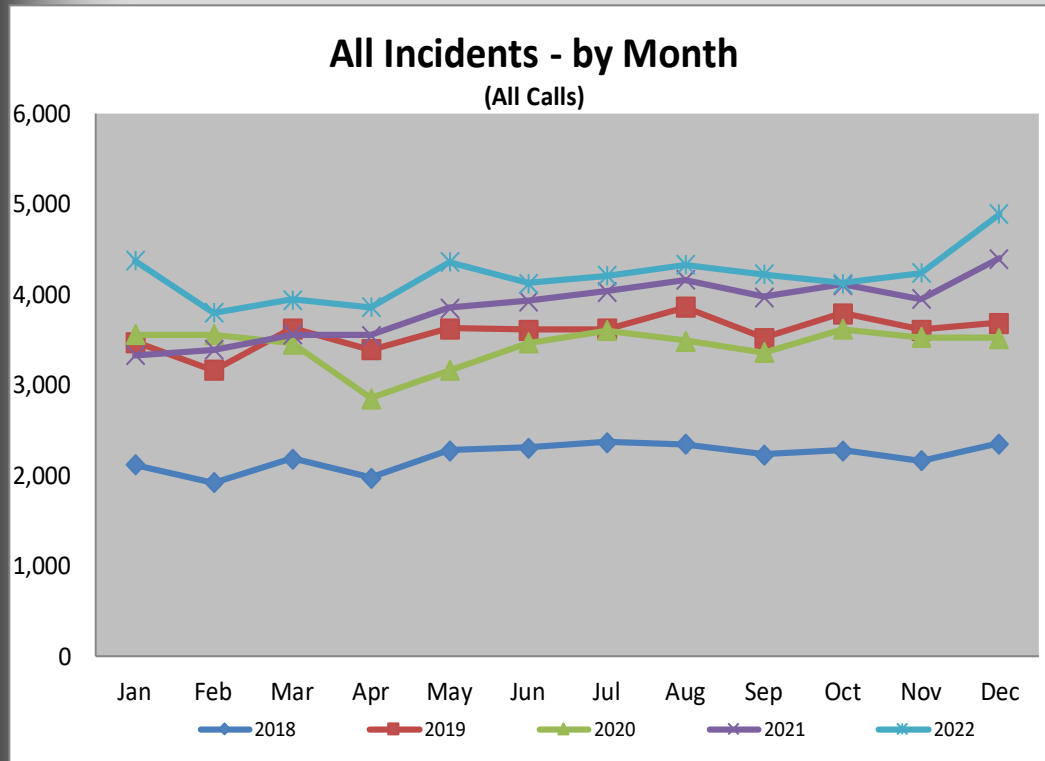
*Response Numbers include all calls received, in and out of the SMFR District.  
Calls include Emergent and Non-Emergent responses, including cancelled incidents.*

# South Metro Fire Rescue

## 2022 Annual Response Report



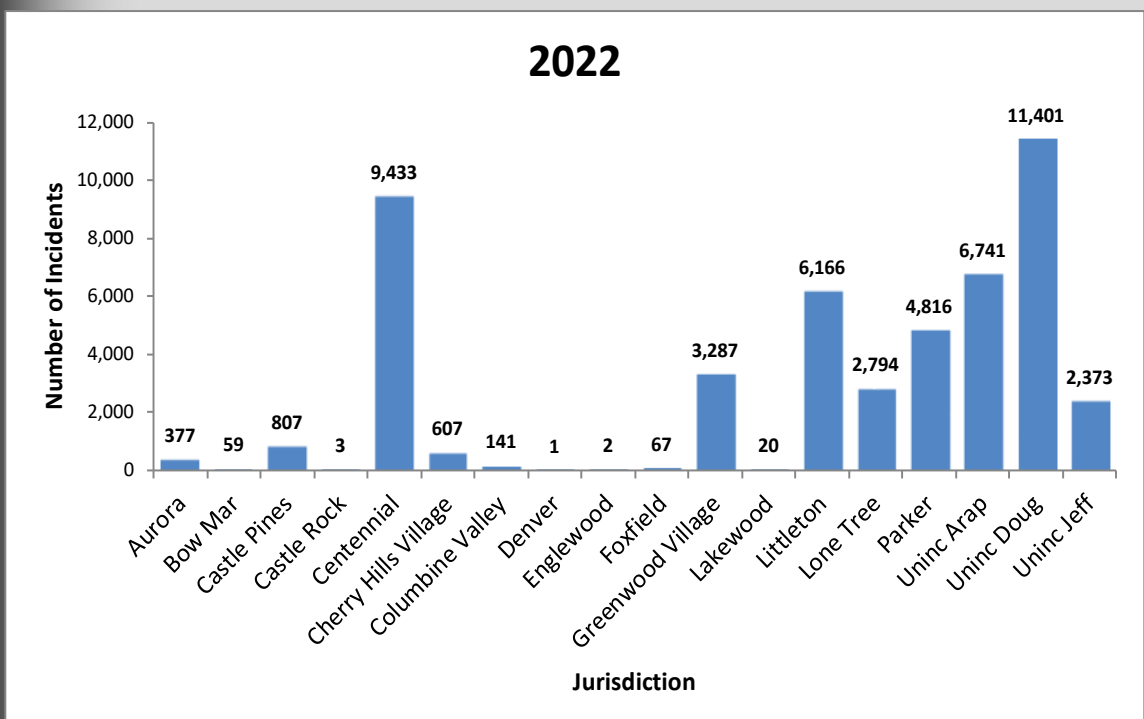
### Incident Count by Month



	Jan	Feb	Mar	Apr	May	Jun	Jul	Aug	Sep	Oct	Nov	Dec	Total
2018	2,123	1,924	2,192	1,974	2,283	2,312	2,372	2,350	2,237	2,279	2,165	2,356	20,234
2019	3,481	3,169	3,628	3,391	3,632	3,615	3,623	3,863	3,521	3,796	3,617	3,690	26,567
2020	3,561	3,561	3,463	2,860	3,167	3,471	3,604	3,494	3,363	3,625	3,535	3,520	43,026
2021	3,334	3,394	3,561	3,553	3,857	3,932	4,036	4,172	3,975	4,117	3,959	4,404	41,225
2022	4,381	3,804	3,952	3,868	4,365	4,129	4,213	4,335	4,227	4,129	4,245	4,900	50,548

Response Numbers include all calls received, in and out of the SMFR District.  
Calls include Emergent and Non-Emergent responses, including cancelled incidents.

### City / County In District Incidents



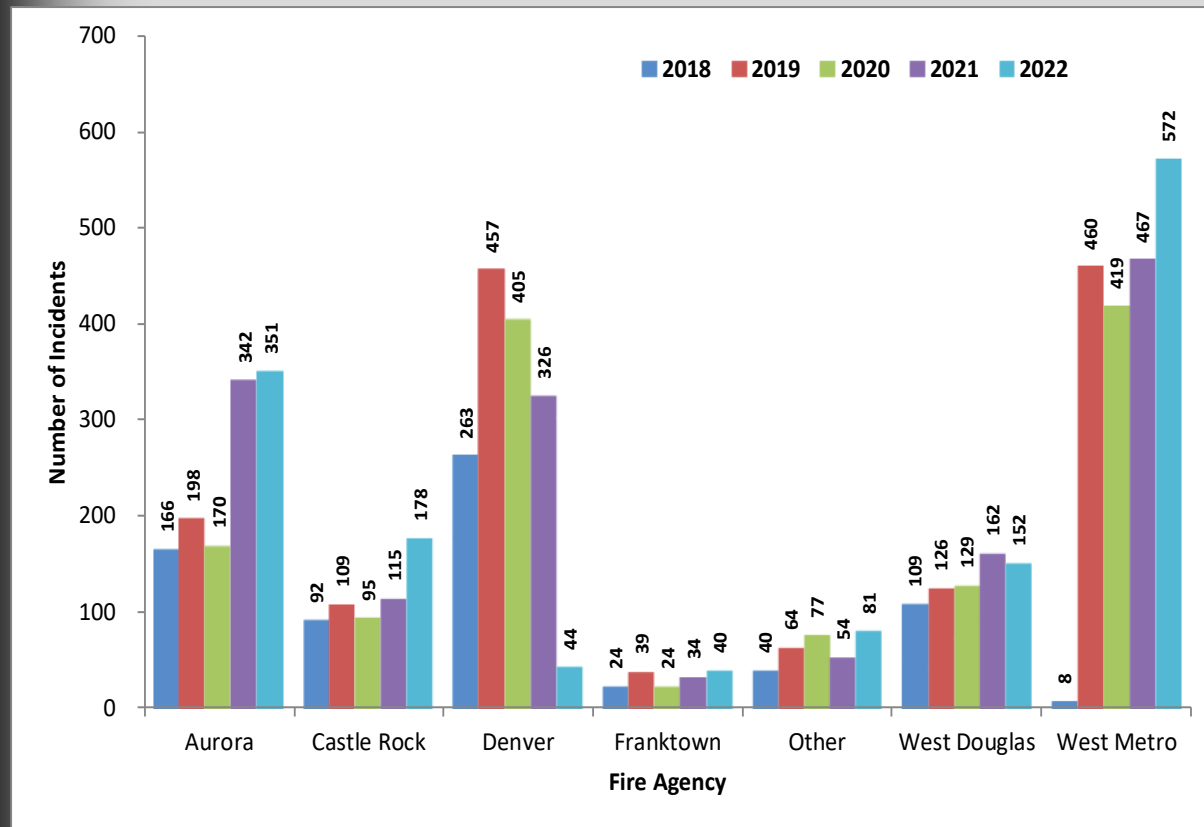
Incident Numbers include all calls within the specified Jurisdiction that resides within the SMFR District and Calls include Emergent and Non-Emergent responses, including cancelled incidents.

# South Metro Fire Rescue

## 2022 Annual Response Report



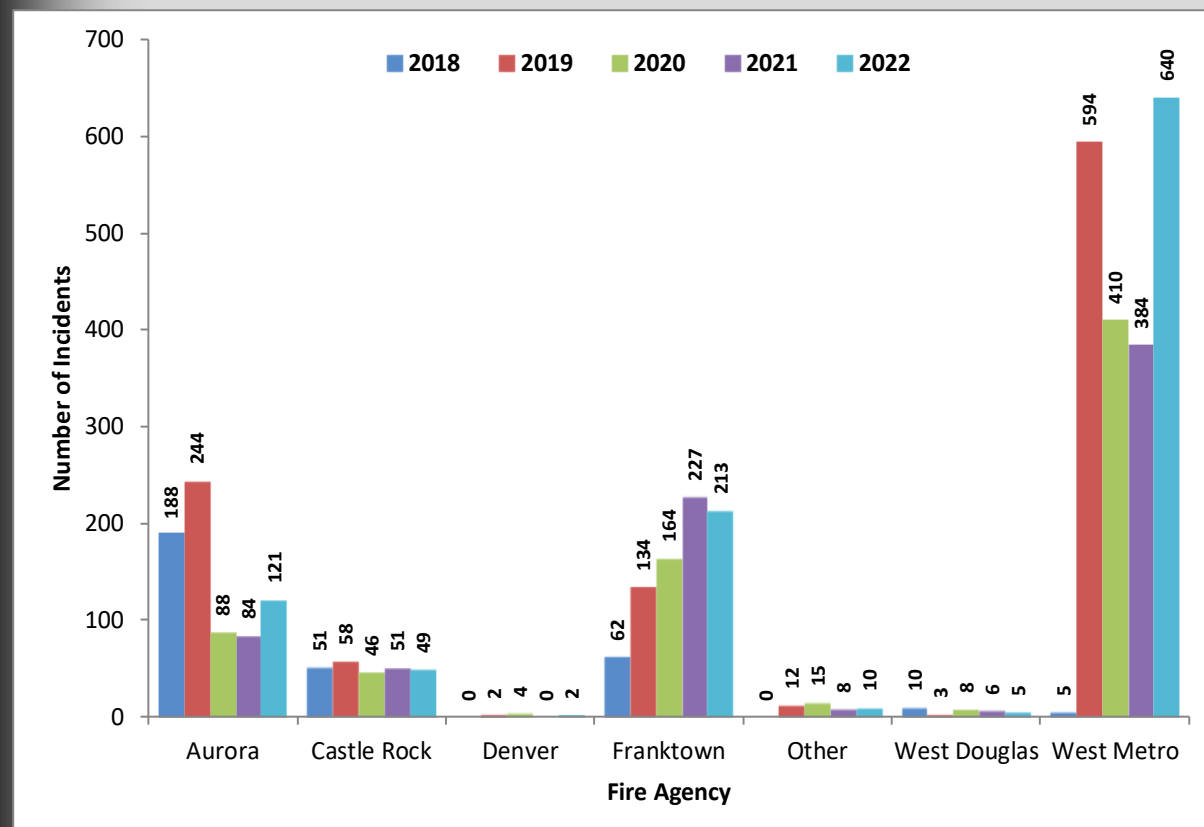
### Aid Given



*Incident Numbers include all incidents where SMFR responded to a neighboring Fire District.*

*“Other” includes a combination of non-adjacent Fire Districts*

### Aid Received



*Incident Numbers include all incidents where SMFR was assisted by another agency.*

*“Other” includes a combination of non-adjacent Fire Districts and Non-Fire agencies, including private ambulances.*

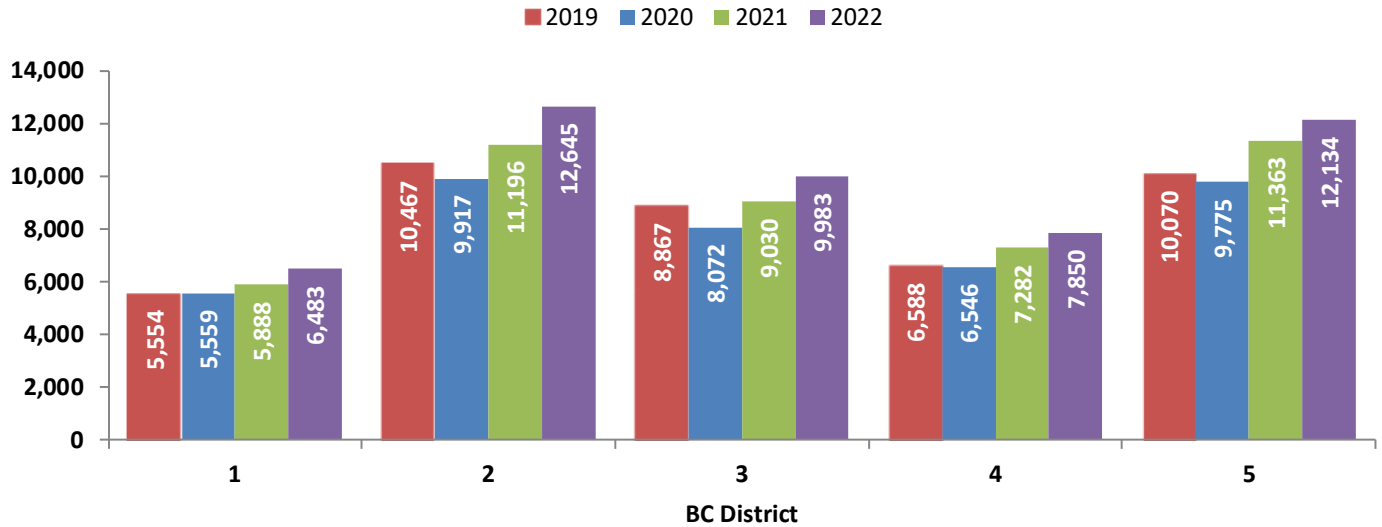
# South Metro Fire Rescue

## 2022 Annual Response Report



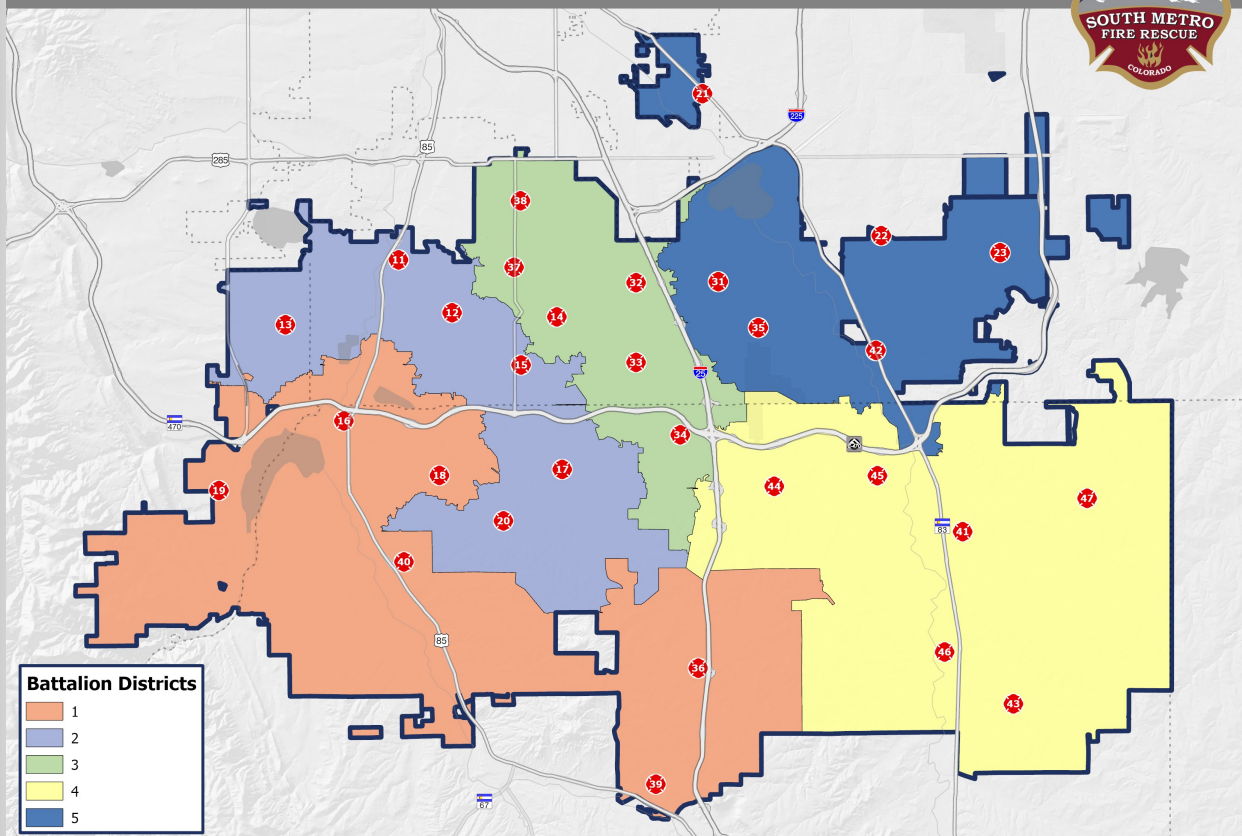
Incidents by Battalion District: 2019 and 2020

### 2019 - 2022 Total Responses by BC District



*Note: BC Districts were redrawn January 1, 2019 to account for the LFR and CFPD inclusion. BC Districts 1 and 2 were adjusted October 1, 2019 where Station District 13 was re-assigned to BC 2 and Station Districts 36 and 39 were re-assigned to BC 1.*

### Battalion Districts



2022

*Response Numbers include all calls within the Battalion District. Calls include Emergent and Non-Emergent responses, including cancelled incidents.*

# South Metro Fire Rescue- EMS Division



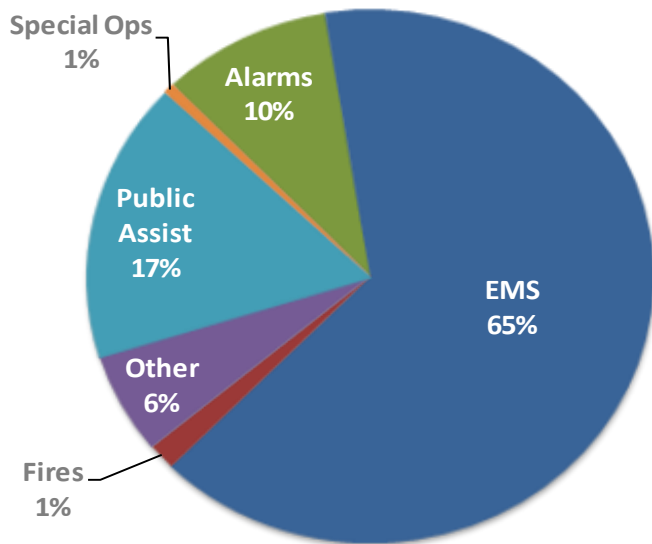
Quarterly Performance – Fourth Quarter 2022

January 1, 2022 – December 31, 2022

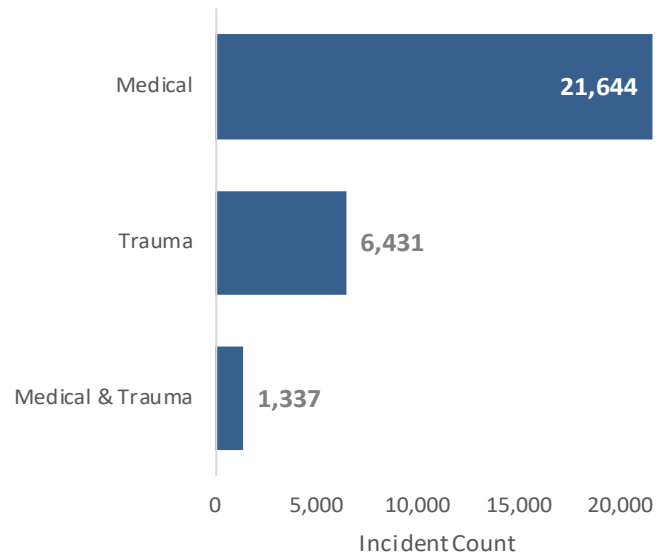
## CALLS FOR SERVICE (In District)

Calls by Category	2018	2019	2020	2021	2022 Q4	Examples
Alarms	2,732	4,321	4,013	4,338	4,738	<i>Fire Alarm Activation (no fire)</i>
EMS	14,802	26,903	25,825	29,422	31,919	<i>Medical Problem, Injury Vehicle Crash</i>
Fires	483	669	967	740	776	<i>Structure, Wildfire, Vehicle</i>
Other	1,689	2,662	2,519	2,695	3,020	<i>Cancelled Enroute, Explosion, Standby</i>
Public Assist	4,053	6,728	6,283	7,303	8,326	<i>Smoke Investigation, Water Leak, Lock-Out, Police Matter</i>
Special Ops	161	268	263	262	316	<i>Structure Collapse, Hazmat Release, Water Rescue</i>
<b>Total Calls</b>	<b>23,920</b>	<b>41,470</b>	<b>39,870</b>	<b>44,760</b>	<b>49,095</b>	
Aid Given	2,412	1,453	1,324	1,505	1,418	
Aid Received	1,680	1,358	941	890	1,117	<i>*Aid Received is based on outside units dispatched and responding</i>

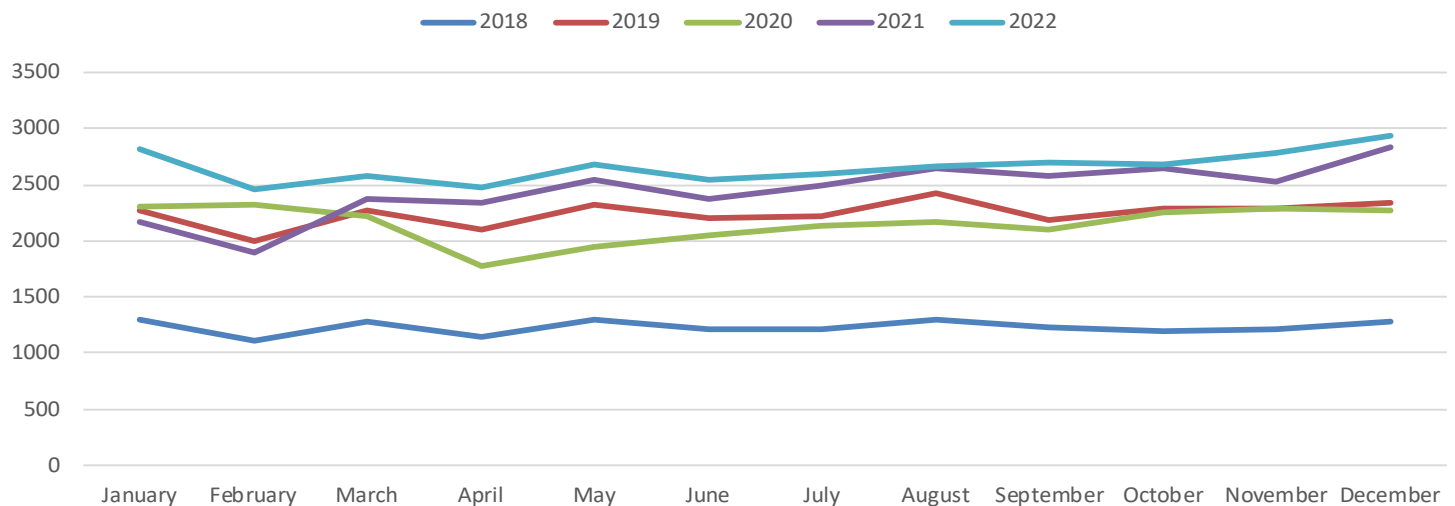
### Incidents by Category



### Medical vs. Trauma



### EMS Call Trend



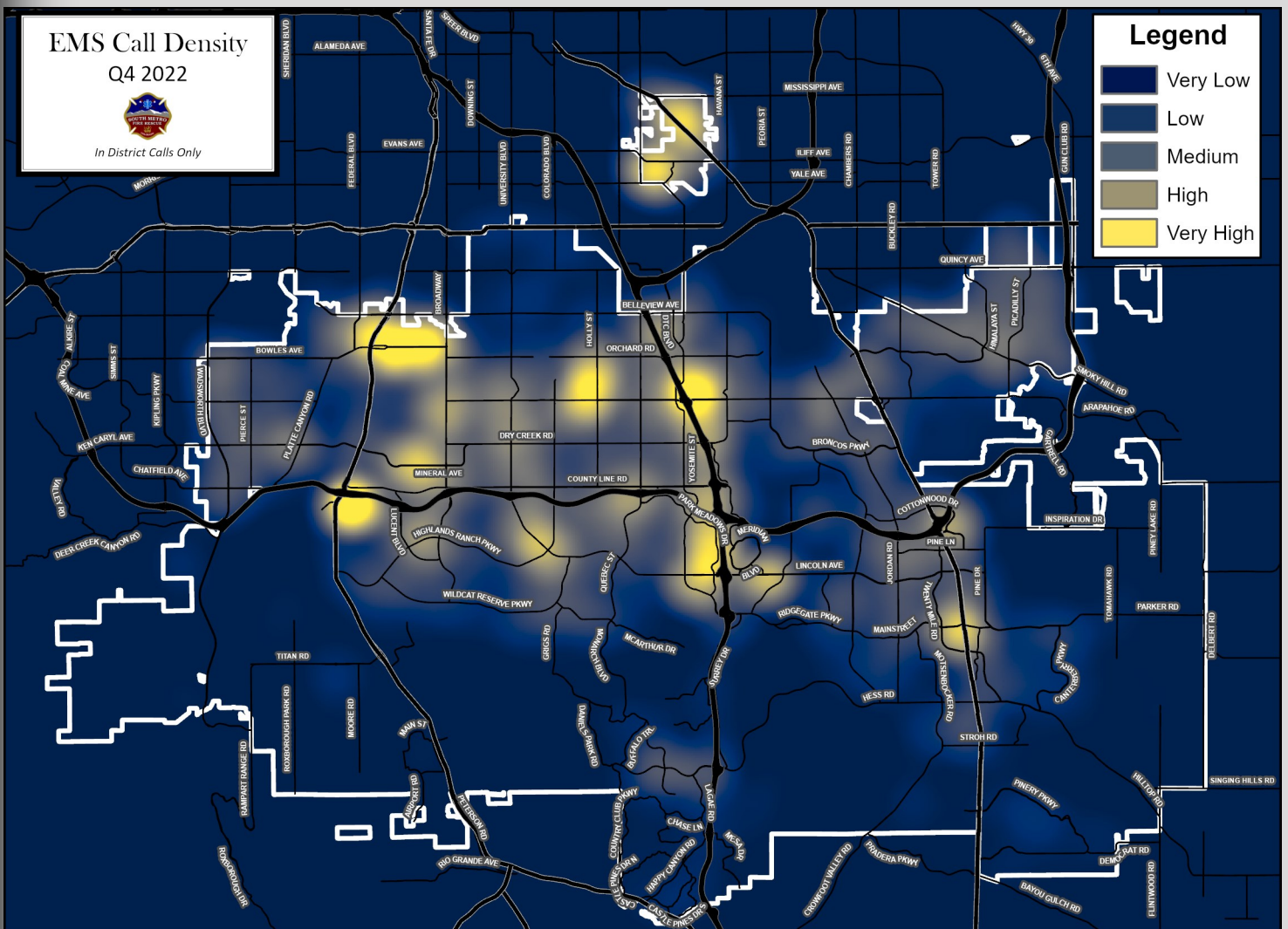
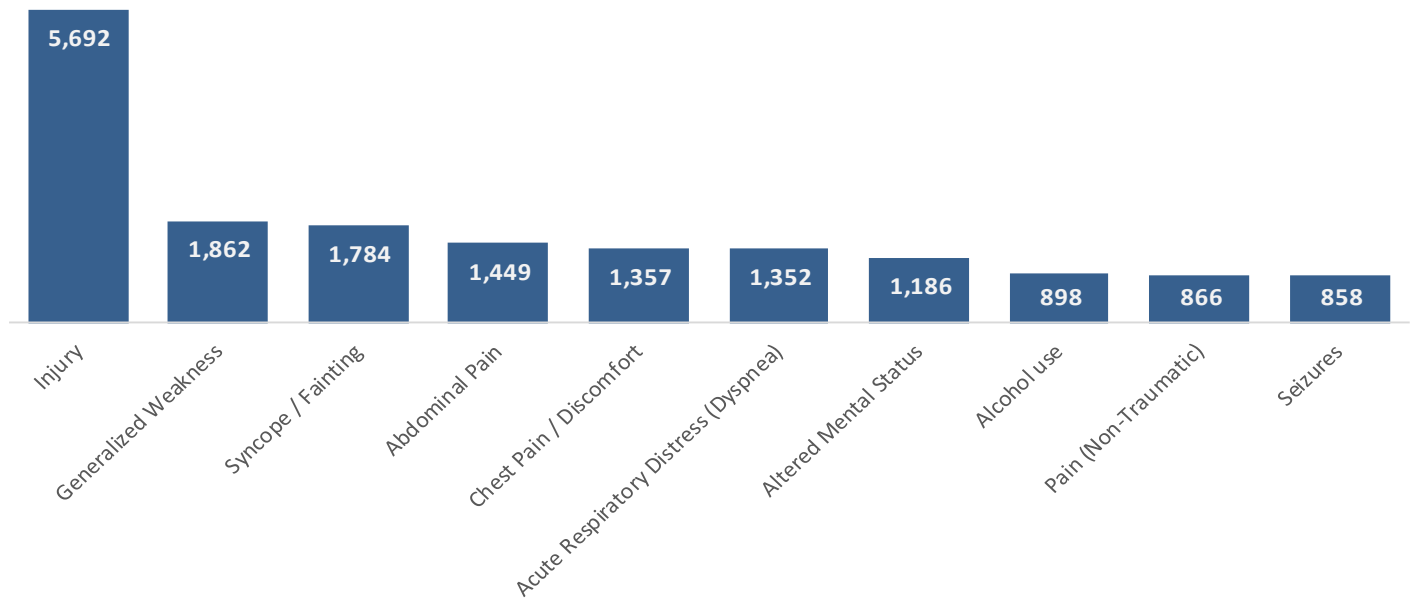
# South Metro Fire Rescue- EMS Division



Quarterly Performance – Fourth Quarter 2022

January 1, 2022 – December 31, 2022

### Top 10 Primary Impressions by Medic



# South Metro Fire Rescue- EMS Division

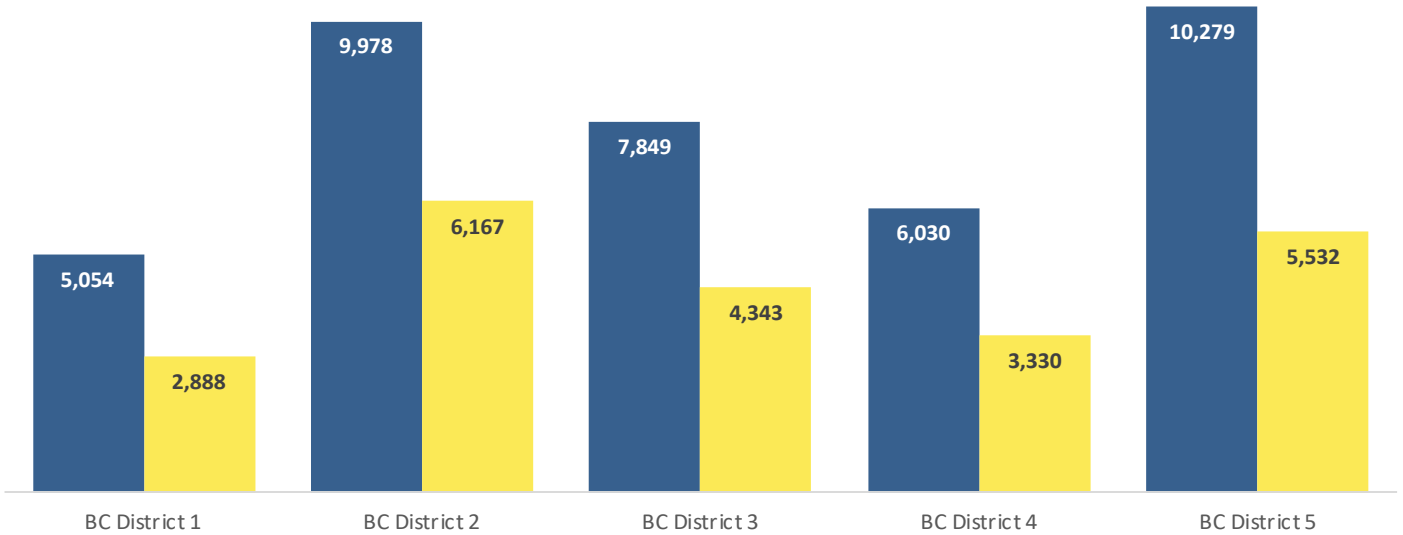
Quarterly Performance – Fourth Quarter 2022

January 1, 2022 – December 31, 2022



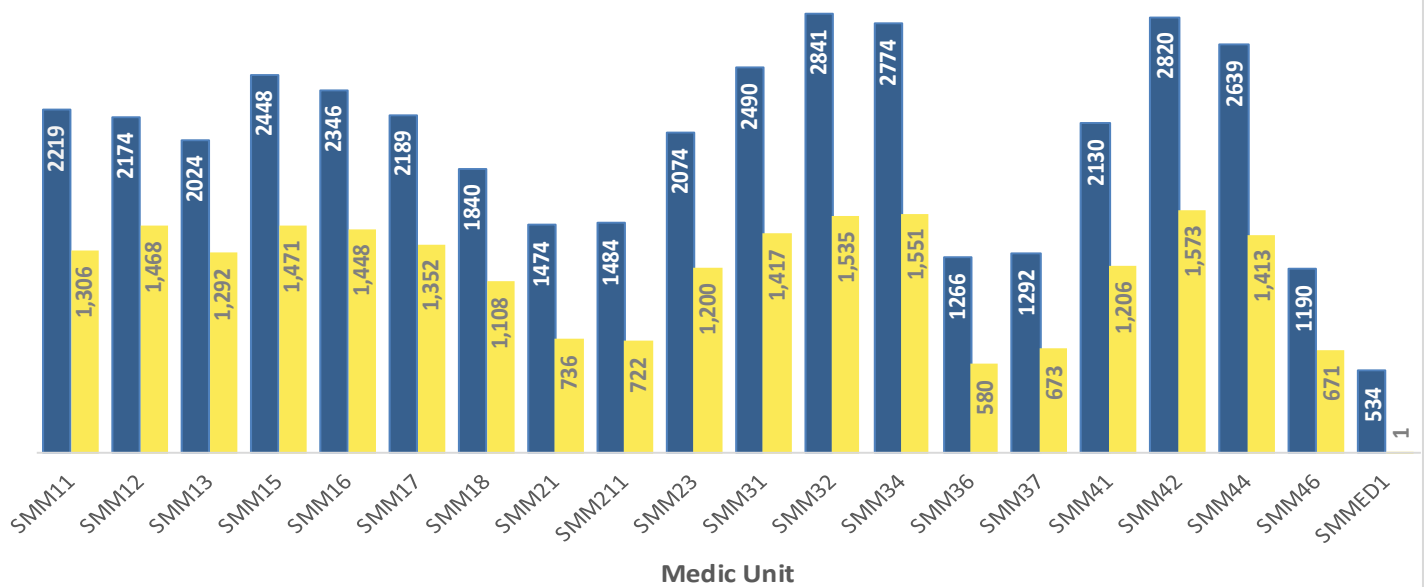
■ Unit Responses ■ Transports

### Medic Volume by BC District



■ Unit Responses ■ Transports

### Volume by Medic Unit



## EMS EXPERIENCE (In District)

In District EMS Activity	2018	2019	2020	2021	2022 Q4
Total Transports by SMFR	9,730	18,587	17,785	20,458	22,261
Non-Emergent Transports by SMFR	8,876	16,661	15,837	18,367	20,072
Emergent Transports by SMFR	854	1,926	1,948	2,091	2,189
% Emergent Transport Trips	9%	10%	11%	10%	10%
Transports by Auto Aid Agency	269	269	228	249	326
Transports by Private Ambulance	179	159	121	59	36
ARM Car Responses <i>(includes all calls dispatched)</i>	599	450	816	1,550	3