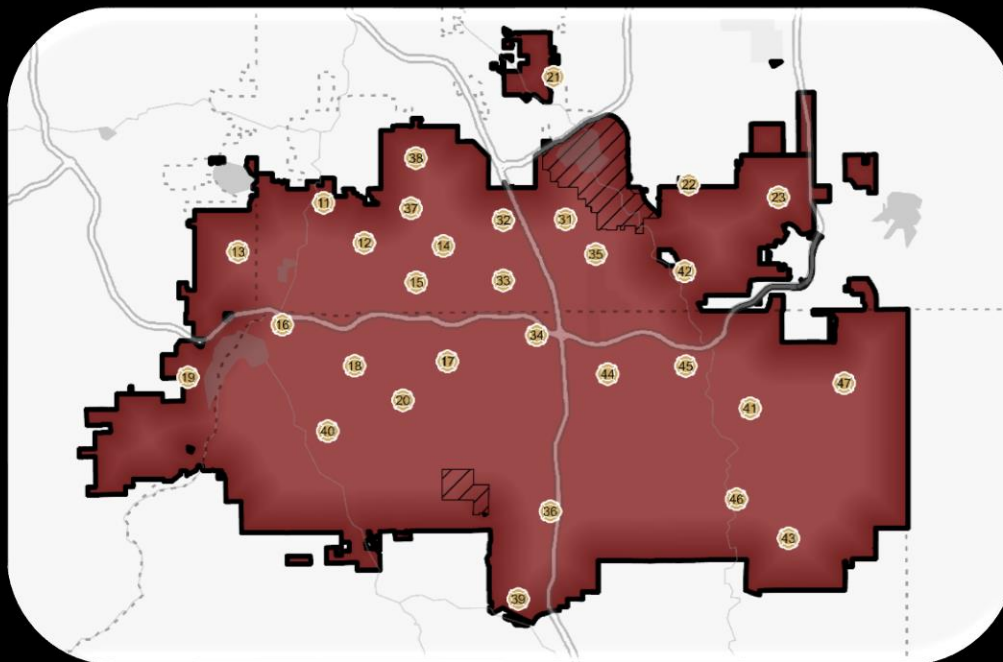
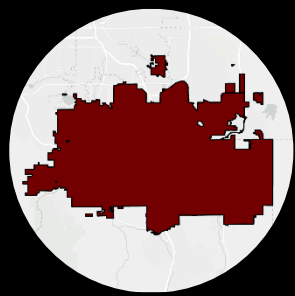


South Metro Fire Rescue

Population and Demographics 2025

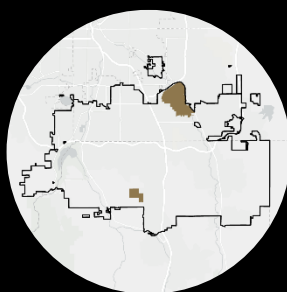


GEOGRAPHY



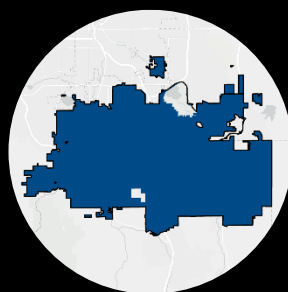
287.5

Total Service Area
(sq mi)



8.5

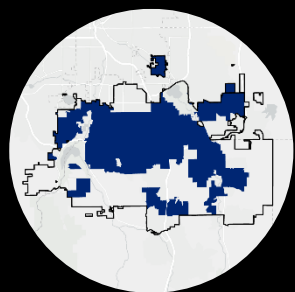
Contract Area
(sq mi)



279

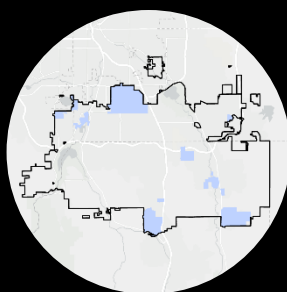
Legal Area
(sq mi)

POPULATION DENSITY



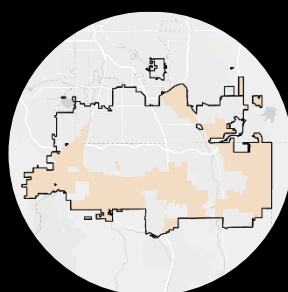
520,500

Urban population,
134 sq mi



31,000

Suburban
Population,
28 sq mi



20,000

Rural population,
126 sq mi

POPULATION

571,500

2024 Total Population



595,000

Estimated 2029 Total
Population

605,000

Total Daytime
Population

HOUSEHOLDS



215,000

Households




2.6

Average
Household Size



\$133,000

Median Household
Income



\$668,000

Median
Home Value



5%

Households
Below the Poverty
Level

EDUCATION



No High School Diploma



11%

High School Diploma



21%

Some College



64%

Bachelor's/Grad/Prof Degree

GENDER/AGE

39.8

Median Age



50%

Female Population



50%

Male Population



23%

Age <18



61.5%

Age 18-64



15.5%

65+

DIVERSITY

Hispanic Origin
11%

Pacific Islander Population
0%

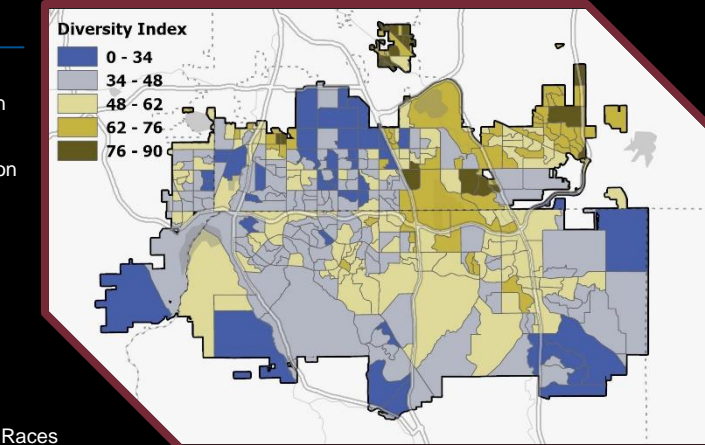
American Indian Population
1%

Other Race Population
3%

Black Population
4%

Asian Population
8%

Population of 2+ Races
10%



White Population
74%

Email Strategic Services with any questions
Kim McAndrews at kim.mcandrews@southmetro.org
Scot Swindall at scot.swindall@southmetro.org
2024 data