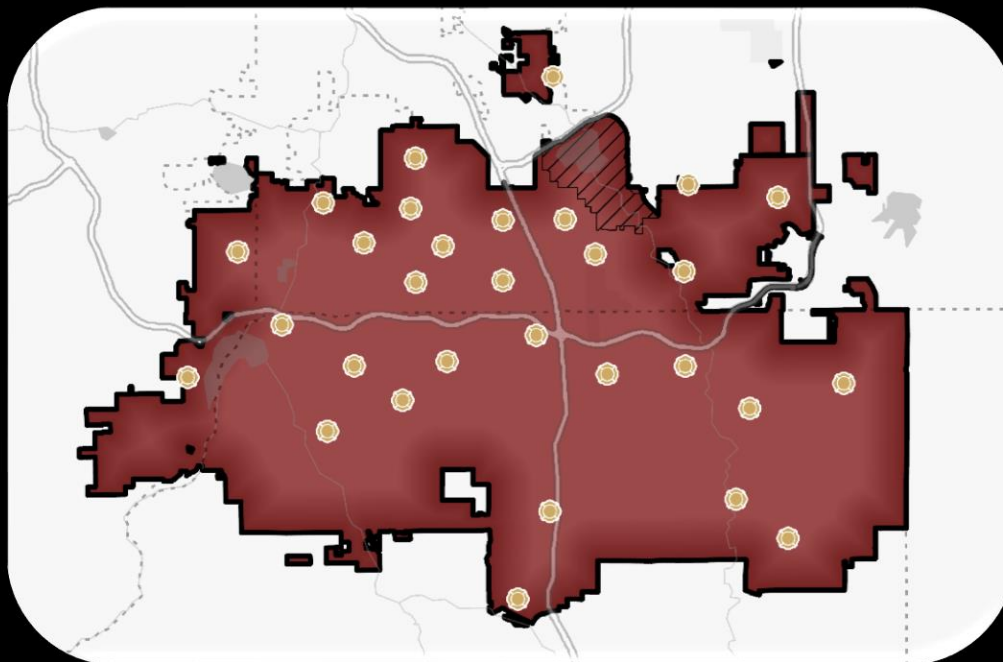


South Metro Fire Rescue

Population and Demographics 2022

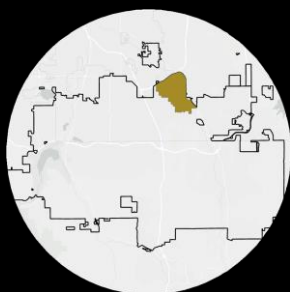


GEOGRAPHY



285

Total Service Area (sq mi)



7

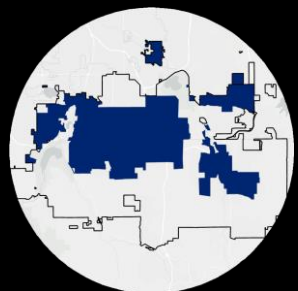
Contract Area (sq mi)



278

Legal Area (sq mi)

POPULATION DENSITY



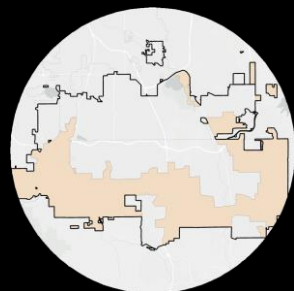
441,000

Urban population, 104 sq mi



88,000

Suburban Population, 53 sq mi



26,000

Rural population, 129 sq mi

POPULATION

555,000

2021 Total Population



598,000

Estimated 2026 Total Population

585,000

Total Daytime Population

HOUSEHOLDS



210,000

Households



2.6

Average Household Size



5%

Households Below the Poverty Level (2019)

\$112,593

Median Household Income

\$508,195

Median Home Value

EDUCATION



No High School Diploma



10%

High School Diploma



25%

Some College



61%

Bachelor's/Grad/Prof Degree

GENDER/AGE

39

Median Age



51%

Female Population



49%

Male Population



24%

Age <18



61%

Age 18-64

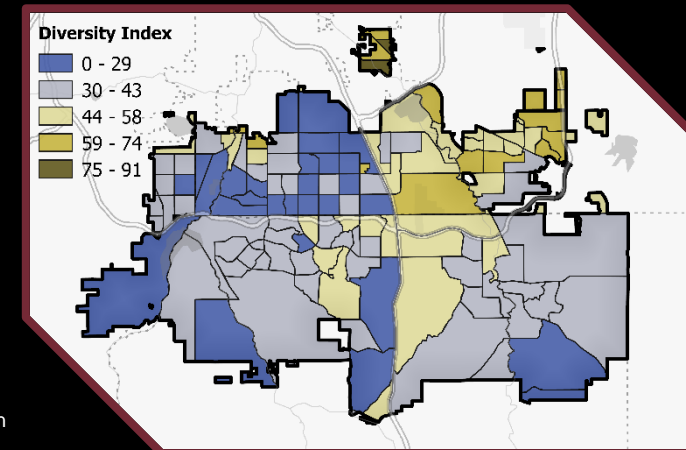


14%

65+

DIVERSITY

- Pacific Islander Population 0%
- American Indian Population 0%
- Other Race Population 2%
- Population of 2+ Races 4%
- Black Population 4%
- Asian Population 7%
- Hispanic Population 10%
- White Population 83%



Email Strategic Services with any questions
 Kim McAndrews at kim.mcandrews@southmetro.org or
 Scot Swindall at scot.swindall@southmetro.org
 2021 data